



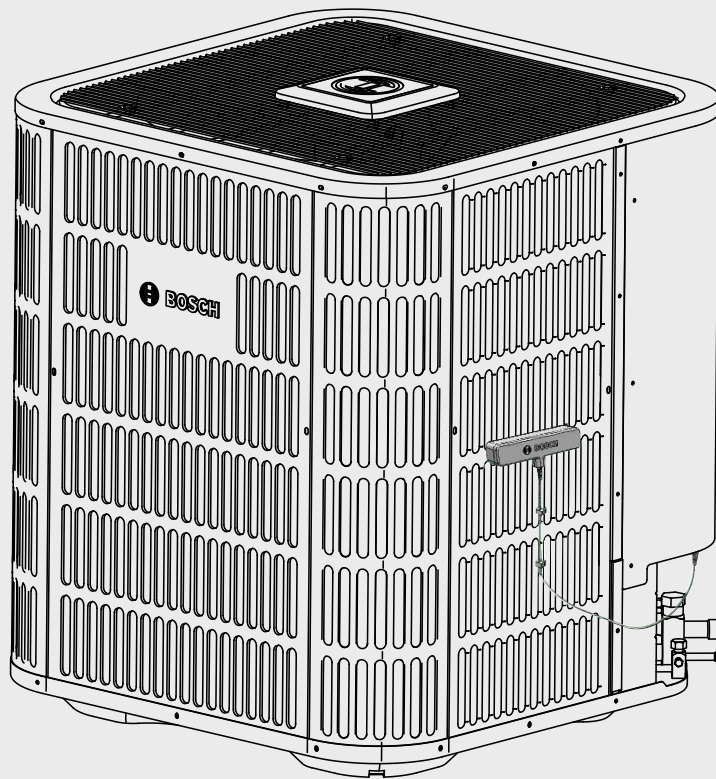
# BOSCH

Product Specifications

## Split System Heat Pump

### Bosch IDS BOVB20

Condensing Units Up to 20.5 SEER | 2-3-4-5 Ton Capacity | R410A



BTC 761701318 D / 02.2023





## Table of Contents

<b>1 Product Features</b>	<b>4</b>
1.1 Features and Benefits	4
1.2 Standard Features	4
1.3 Cabinet Features	4
1.4 Bosch EasyAir App Features	4
1.5 Limited Warranty	4
<b>2 Nomenclature</b>	<b>5</b>
<b>3 Product Specifications</b>	<b>6</b>
<b>4 Extended Performance Data</b>	<b>7</b>
4.1 Outdoor Unit (BOVB20) + Indoor Unit (BVA20) – Cooling Mode	7
4.2 Outdoor Unit (BOVB20) + Indoor Unit (BVA20) – Heating Mode	15
<b>5 AHRI 210/240 Performance Data</b>	<b>19</b>
5.1 SEER Data	19
5.2 SEER2 Data	20
<b>6 Suction Corrected Factor</b>	<b>21</b>
<b>7 Sound Data</b>	<b>21</b>
<b>8 Dimensions</b>	<b>22</b>

## 1 Product Features

### 1.1 Features and Benefits

- ▶ Bosch EasyAir app compatibility enabled via 4G & BLE connectivity
- ▶ Premium efficiency – Up to 20.5 SEER and 20 SEER2
- ▶ Outdoor coil – copper tube with hydrophilic aluminum fins
- ▶ 10 speed ECM outdoor motor for quiet and efficient operation
- ▶ Inverter Drive Compressor (36%-130% speed), modulation in 1% increments
- ▶ Whisper Quiet operation – as low as 56 dB
- ▶ Small footprint – 29-1/8" (W) x 29-1/8" (D)
- ▶ Easy to install – compatible with most standard 24 VAC heat pump thermostats

### 1.2 Standard Features

- ▶ R-410A Chlorine-Free Refrigerant
- ▶ Intelligent Oil Return Technology
- ▶ Inverter Driven Rotary Compressor
- ▶ Crankcase Heater Standard
- ▶ Compressor Sound Blanket
- ▶ Multiple System Protection:
  - High pressure switch and low pressure transducer
  - Compressor liquid return protection
  - Compressor high or low compression ratio protection
  - Compressor high temperature protection
  - High / low voltage protection and over current protection
  - IPM and electronic control board high temperature protection
- ▶ Outdoor coil is capable of withstanding 1000 hour salt spray test according to ASTM B117 standard
- ▶ AHRI certified; ETL listed

### 1.3 Cabinet Features

- ▶ Baked-on powder paint finish
- ▶ Wind Load compliant per Florida Building Code - 2010
- ▶ Wire fan discharge grille
- ▶ Steel louver coil guard

### 1.4 Bosch EasyAir App Features

- ▶ Simplifies unit installation with quick tips, live checkpoint data and refrigerant charging tools
- ▶ Enables in-app product registration and product warranty details
- ▶ Provides notifications, system data, fault code status/history, and diagnostic information when not on site
- ▶ Assists with on-site troubleshooting via guided workflows and access to live system data

Download the Bosch EasyAir app on your smartphone by searching for it in Google Play Store (for Android devices) or App Store (for iPhone). Alternatively, you can scan this QR code with your phone's camera:




Figure 1

Bosch EasyAir App is compatible with:

- ▶ Android Version 8.0 (Oreo) or later
- ▶ iOS 12.0 or later

### 1.5 Limited Warranty

For Products installed in a one or two family residential dwelling BTC warrants that all compressors and internal components incorporated into the Product at the time of shipment by BTC shall remain free from defects in workmanship and materials for ten (10) years\* from the Commencement Date. Gateway Assemblies incorporated into the Product at the time of shipment by BTC shall remain free from defects in workmanship and material for two (2) years\* from the Commencement Date. If the Warranty Registration process has been completed and BTC determines that the Product or any part of the Product has a defect in workmanship or materials, BTC shall pay labor charges associated with the repair or replacement of the part in accordance with the Warranty Labor Allowance Schedule\*\* for the period of ninety (90) days from the Commencement Date.

\* Please refer to <https://www.bosch-thermotechnology.us/us/en/residential/home/> for full warranty terms and conditions.

\*\* Warranty Labor Allowance Schedule details are available on [www.boschprohvac.com](http://www.boschprohvac.com)

## 2 Nomenclature




Figure 2

### 3 Product Specifications

	BOVB20-36	BOVB20-60
<b>Cooling Capacity</b>		
Nominal Cooling (BTU/h)	34,600	54,500
Nominal Heating (BTU/h)	34,200	56,000
<b>Decibels([dB(A)])</b>		
Max @ 100% load	77	79
Min @ min load	56	60
<b>Compressor</b>		
RLA	19	29
<b>Condenser Fan Motor</b>		
Horsepower (HP)	1/3	1/3
FLA	2.5	2.5
<b>Refrigeration System</b>		
Refrigerant Line Size <sup>1</sup>		
Liquid Line Size (OD)	3/8"	3/8"
Suction Line Size (OD)	3/4"	7/8"
Refrigerant Connection Size		
Liquid Valve Size (OD)	3/8"	3/8"
Suction Valve Size (OD)	3/4"	7/8"
Refrigerant Charge (R410-A, oz)	7 lbs. 9 oz.	11 lbs. 5 oz.
Expansion Device	EEV	EEV
Maximum Line Length	150 FT	150 FT
Maximum Elevation Difference	50 FT	50 FT
<b>Operating Range</b>		
Cooling	15-125°F	
Heating	-4~86°F	
<b>Electrical Data</b>		
Voltage-Phase-Hz	208/230-1-60	208/230-1-60
Minimum Circuit Ampacity <sup>2</sup>	26.3	38.8
Max. Overcurrent Protection <sup>3</sup>	45	60
Max Fuse Size	45	60
Min/Max Volts	172V/270V	
<b>Weight</b>		
Net Weight (without packaging)	151	221
Gross Weight (including packaging) <sup>4</sup>	181	254
<b>Dimensions</b>		
Unit L x W x H (in.)	29-1/8 x 29-1/8 x 24-15/16	29-1/8 x 29-1/8 x 33-3/16
<b>Outdoor Coil</b>		
Net face area - sq.ft. Outer Coil	13.6	18.4
Tube diameter-in.	9/32" (7mm)	9/32" (7mm)
No. of rows	2	2.8
Fins per inch	17	19

Table 1

<sup>1</sup> Tested and rated in accordance with AHRI Standard 210/240.

<sup>2</sup> Wire size should be determined in accordance with National Electrical Codes; extensive wire runs will require larger wire sizes.

<sup>3</sup> Must use time-delay fuses or HACR-type circuit breakers of the same size as noted.

<sup>4</sup> Weight values are estimated.



- Always check the rating plate for electrical data on the unit being installed.
- Unit is factory charged with refrigerant for 15' of 3/8" liquid line. System charge must be adjusted per Installation Instructions Final Charge Procedure.
- TXV is required at indoor unit to match our outdoor unit.

## 4 Extended Performance Data

### 4.1 Outdoor Unit (BOVB20) + Indoor Unit (BVA20) - Cooling Mode

		BOVB20-36 + BVA20-24 For Cooling																
Indoor Airflow (CFM)	Outdoor DB (°F)	IWB (°F) IDB (°F)	59				63				67				71			
			70	75	80	85	70	75	80	85	70	75	80	85	70	75	80	85
550	15	TC	17.5	17.7	18.1	18.3	18.1	18.3	18.5	18.7	19.3	19.5	19.7	19.9	/	25.2	25.4	25.7
		S/T	0.88	0.93	1.0	1.0	0.63	0.79	0.93	0.96	0.39	0.57	0.74	0.91	/	0.38	0.52	0.65
		KW	0.81	0.82	0.82	0.82	0.82	0.83	0.84	0.85	0.85	0.87	0.88	0.89	/	1.11	1.12	1.14
	65	TC	17.6	17.8	18.3	18.5	18.3	18.5	18.7	18.9	19.5	19.7	19.9	20.1	/	25.4	25.6	25.9
		S/T	0.88	0.93	1	1	0.63	0.79	0.93	0.96	0.39	0.57	0.74	0.91	/	0.38	0.52	0.65
		KW	0.82	0.83	0.84	0.84	0.84	0.85	0.87	0.88	0.87	0.88	0.89	0.90	/	1.12	1.13	1.15
	75	TC	17.8	18	18.4	18.6	18.4	18.6	18.8	19.1	19.7	19.9	20.1	20.3	/	25	25.3	25.5
		S/T	0.89	0.94	1	1	0.63	0.8	0.93	0.96	0.39	0.57	0.74	0.91	/	0.38	0.52	0.65
		KW	1.00	1.01	1.02	1.02	1.02	1.03	1.04	1.05	1.05	1.07	1.08	1.09	/	1.39	1.41	1.42
	85	TC	17.8	18	18.4	18.6	18.4	18.6	18.8	19	19.6	19.8	20	20.2	/	25	25.3	25.5
		S/T	0.89	0.94	1	1	0.63	0.8	0.93	0.96	0.39	0.57	0.74	0.91	/	0.38	0.52	0.66
		KW	1.18	1.19	1.20	1.20	1.20	1.22	1.23	1.24	1.24	1.26	1.27	1.28	/	1.54	1.56	1.57
	95	TC	17.7	17.9	18.4	18.6	18.4	18.6	18.8	19	19.6	19.8	20	20.2	/	24.9	25.1	25.3
		S/T	0.89	0.94	1	1	0.63	0.8	0.93	0.96	0.39	0.57	0.74	0.91	/	0.38	0.52	0.66
		KW	1.42	1.43	1.46	1.46	1.46	1.47	1.49	1.50	1.51	1.52	1.53	1.54	/	1.86	1.88	1.90
	105	TC	17.7	17.9	18.3	18.5	18.3	18.5	18.7	18.9	19.5	19.7	19.9	20.1	/	24.7	24.9	25.1
		S/T	0.91	0.96	1	1	0.65	0.82	0.96	0.99	0.4	0.59	0.76	0.94	/	0.39	0.54	0.68
		KW	1.70	1.72	1.74	1.74	1.74	1.75	1.77	1.79	1.79	1.81	1.83	1.85	/	2.23	2.25	2.27
	115	TC	17.4	17.6	18	18.2	18	18.2	18.4	18.6	19.2	19.4	19.6	19.8	/	24.5	24.7	24.9
		S/T	0.92	0.97	1	1	0.66	0.82	0.96	0.99	0.4	0.59	0.77	0.95	/	0.39	0.54	0.68
		KW	1.99	2.01	2.04	2.04	2.04	2.06	2.08	2.10	2.10	2.12	2.14	2.16	/	2.65	2.67	2.69
	125	TC	15.9	16.1	16.5	16.7	16.5	16.7	16.9	17	17.9	17.9	18	18	/	19.1	19.1	19.1
		S/T	0.92	0.97	1	1	0.61	0.81	0.96	0.99	0.41	0.6	0.78	0.98	/	0.4	0.59	0.76
		KW	1.99	2.01	2.04	2.04	2.04	2.06	2.08	2.10	2.14	2.14	2.14	2.14	/	2.15	2.15	2.15
620	15	TC	17.9	18.1	18.5	18.7	18.5	18.7	18.9	19.1	19.8	20	20.2	18.9	/	25.7	26	26.3
		S/T	0.95	0.98	1	1	0.65	0.89	0.96	1	0.4	0.57	0.75	0.99	/	0.39	0.52	0.66
		KW	0.40	0.40	0.40	0.40	0.40	0.41	0.41	0.42	0.41	0.42	0.43	0.37	/	0.74	0.76	0.78
	65	TC	17.9	18.1	18.5	18.7	18.5	18.7	18.9	19.1	19.7	19.9	20.1	20.3	/	25.8	26	26.3
		S/T	0.95	0.98	1	1	0.65	0.89	0.96	1	0.4	0.57	0.75	0.92	/	0.39	0.52	0.66
		KW	0.81	0.81	0.82	0.82	0.82	0.83	0.84	0.85	0.84	0.85	0.87	0.88	/	1.11	1.12	1.14
	75	TC	18.1	18.3	18.7	18.9	18.7	18.9	19.1	19.3	19.9	20.1	20.3	20.5	/	25.4	25.7	25.9
		S/T	0.95	0.98	1	1	0.64	0.89	0.96	1	0.4	0.57	0.75	0.92	/	0.39	0.53	0.66
		KW	0.98	0.99	1.00	1.00	1.00	1.01	1.02	1.03	1.03	1.04	1.05	1.07	/	1.38	1.40	1.42
	85	TC	18.1	18.3	18.7	18.9	18.7	18.9	19.1	19.3	19.9	20.1	20.3	20.5	/	25.4	25.6	25.9
		S/T	0.95	0.98	1	1	0.64	0.89	0.96	1	0.4	0.57	0.75	0.92	/	0.39	0.53	0.66
		KW	1.16	1.17	1.19	1.19	1.19	1.20	1.21	1.22	1.22	1.23	1.24	1.26	/	1.53	1.54	1.56
	95	TC	18	18.2	18.6	18.8	18.6	18.8	19	19.2	19.8	20.1	20.2	20.5	/	25.3	25.5	25.7
		S/T	0.95	0.98	1	1	0.64	0.89	0.96	1	0.4	0.57	0.75	0.92	/	0.39	0.53	0.66
		KW	1.40	1.42	1.43	1.43	1.43	1.46	1.47	1.48	1.49	1.50	1.51	1.53	/	1.86	1.87	1.89
	105	TC	17.9	18.1	18.5	18.7	18.5	18.7	18.9	19.1	19.8	20	20.2	20.4	/	25	25.3	25.5
		S/T	0.96	0.98	1	1	0.66	0.92	0.99	1	0.41	0.59	0.77	0.95	/	0.4	0.55	0.69
		KW	1.69	1.70	1.72	1.72	1.72	1.74	1.76	1.77	1.78	1.81	1.83	1.83	/	2.23	2.25	2.27
	115	TC	17.6	17.8	18.2	18.4	18.2	18.4	18.6	18.8	19.5	19.7	19.8	20	/	24.8	25	25.3
		S/T	0.98	1	1	1	0.66	0.92	0.99	1	0.41	0.6	0.78	0.96	/	0.4	0.55	0.69
		KW	1.97	1.99	2.01	2.01	2.01	2.05	2.07	2.09	2.09	2.11	2.13	2.15	/	2.66	2.68	2.70
	125	TC	16.1	16.3	16.6	16.8	16.6	16.8	17	17.2	18.1	18.1	18.1	18.2	/	19.2	19.3	19.3
		S/T	0.98	1	1	1	0.66	0.92	0.99	1	0.41	0.61	0.81	1	/	0.4	0.6	0.78
		KW	2.00	2.03	2.05	2.05	2.05	2.07	2.09	2.11	2.15	2.15	2.15	2.15	/	2.16	2.16	2.16
680	15	TC	19.9	20.2	20.6	20.9	20.6	20.9	21	21.2	21.9	22.2	22.4	21	/	28.4	28.8	29
		S/T	0.96	0.99	1	1	0.65	0.9	0.97	1	0.39	0.58	0.76	1	/	0.39	0.53	0.67
		KW	0.54	0.54	0.55	0.55	0.55	0.55	0.56	0.56	0.56	0.57	0.58	0.51	/	0.96	0.99	1.00
	65	TC	19.8	20	20.5	20.7	20.5	20.7	20.9	21.1	21.8	22	22.2	22.5	/	28.1	28.4	28.6
		S/T	0.96	0.99	1	1	0.66	0.9	0.97	1	0.39	0.58	0.76	0.94	/	0.39	0.53	0.67
		KW	0.96	0.97	0.98	0.98	0.98	0.99	1.00	1.01	1.00	1.01	1.02	1.04	/	1.29	1.30	1.31
	75	TC	20	20.2	20.7	20.9	20.7	20.9	21	21.3	22	22.2	22.4	22.6	/	28.2	28.5	28.7
		S/T	0.96	0.99	1	1	0.65	0.9	0.97	1	0.39	0.58	0.76	0.94	/	0.39	0.53	0.67
		KW	1.14	1.15	1.16	1.16	1.16	1.18	1.19	1.20	1.20	1.21	1.22	1.24	/	1.53	1.55	1.57
	85	TC	20	20.2	20.7	20.9	20.7	20.9	21	21.3	21.9	22.2	22.4	22.6	/	27.9	28.1	28.4
		S/T	0.96	0.99	1	1	0.65	0.9	0.97	1	0.39	0.58	0.76	0.94	/	0.39	0.53	0.68
		KW	1.31	1.32	1.33	1.33	1.33	1.35	1.36	1.37	1.38	1.39	1.40	1.41	/	1.72	1.73	1.75
	95	TC	19.9	20.1	20.6	20.8	20.6	20.8	21	21.2	21.8	22.1	22.3	22.4	/	27.6	27.9	28.1
		S/T	0.96	0.99	1	1	0.65	0.9	0.97	1	0.39	0.58	0.75	0.95	/	0.39	0.53	0.68
		KW	1.57	1.59	1.60	1.60	1.60	1.62	1.64	1.66	1.67	1.68	1.69	1.70	/	2.07	2.10	2.11
	105	TC	19.5	19.8	20.2	20.4	20.2	20.4	20.6	20.9	21.5	21.7	21.9	22.1	/	27.3	27.6	27.8
		S/T	0.98	0.99	1	1	0.67	0.93	1	1	0.4	0.6	0.79	0.98	/	0.4	0.55	0.7
		KW	1.86	1.88	1.90	1.90	1.90	1.92	1.93	1.95	1.96	1.98	1.99	2.01	/	2.48	2.50	2.53
	115	TC	19.4	19.6	20.1	20.3	20.1	20.3	20.5	20.7	21.3	21.5	21.7	22	/	27	27.2	27.5
		S/T	0.99	1	1	1	0.67	0.93	1	1	0.4	0.6	0.79	0.99	/	0.4	0.56	0.71
		KW	2.20	2.23	2.25	2.25	2.25	2.28	2.30	2.32	2.33	2.35	2.37	2.39	/	2.97	3.01	3.04
	125	TC	16.3	16.5	16.9	17.1	16.9	17.1	17.3	17.5	18.3	18.4	18.4	18.4	/			

BOVB20-36 + BVA20-24 For Cooling																			
Indoor Airflow (CFM)	Outdoor DB (°F)	IWB (°F)	59				63				67				71				
			IDB (°F)	70	75	80	85	70	75	80	85	70	75	80	85	70	75	80	85
720	15	TC	21.8	22.1	22.6	22.8	22.6	22.8	23.1	23.3	24.1	24.3	24.6	22.9	/	31.1	31.4	31.7	
		S/T	0.96	0.99	0.99	1	0.66	0.9	0.97	1	0.39	0.58	0.77	1	/	0.38	0.53	0.68	
	KW	0.70	0.71	0.72	0.72	0.72	0.73	0.73	0.74	0.73	0.74	0.76	0.65	/	1.20	1.22	1.24		
	65	TC	21.9	22.1	22.6	22.9	22.6	22.9	23.1	23.4	24.2	24.4	24.6	24.9	/	30.6	30.9	31.2	
		S/T	0.96	0.99	1	1	0.66	0.9	0.97	1	0.39	0.58	0.77	0.95	/	0.39	0.54	0.68	
	KW	1.04	1.05	1.07	1.07	1.07	1.08	1.10	1.11	1.10	1.12	1.13	1.14	/	1.49	1.51	1.53		
	75	TC	21.6	21.9	22.4	22.6	22.4	22.6	22.9	23.1	24	24.3	24.4	24.4	/	30.7	30.9	31.2	
		S/T	0.96	0.99	1	1	0.66	0.9	0.97	1	0.39	0.58	0.77	1	/	0.39	0.54	0.68	
	KW	1.30	1.32	1.33	1.33	1.33	1.34	1.36	1.37	1.38	1.39	1.40	1.40	/	1.75	1.77	1.79		
	85	TC	21.5	21.7	22.2	22.5	22.2	22.5	22.7	23	24	24.1	24.2	24.4	/	30.3	30.6	30.8	
		S/T	0.96	0.99	1	1	0.66	0.9	0.97	1	0.39	0.59	0.78	1	/	0.39	0.54	0.69	
	KW	1.43	1.46	1.47	1.47	1.47	1.49	1.50	1.52	1.54	1.54	1.54	1.56	/	1.91	1.93	1.95		
	95	TC	21.3	21.6	22.1	22.3	22.1	22.3	22.5	22.8	23.6	23.8	24	24.2	/	30	30.2	30.4	
		S/T	0.96	0.99	1	1	0.66	0.9	0.97	1	0.39	0.59	0.78	1	/	0.39	0.54	0.69	
	KW	1.71	1.73	1.75	1.75	1.75	1.77	1.78	1.80	1.83	1.84	1.85	1.87	/	2.31	2.33	2.34		
	105	TC	21.1	21.4	21.9	22.1	21.9	22.1	22.4	22.6	23.4	23.6	23.8	24.1	/	29.5	29.7	30	
		S/T	0.98	1	1	1	0.68	0.93	1	1	0.4	0.61	0.8	1	/	0.4	0.56	0.72	
	KW	2.06	2.08	2.10	2.10	2.10	2.12	2.14	2.16	2.17	2.19	2.20	2.23	/	2.77	2.80	2.83		
	115	TC	21	21.2	21.7	21.9	21.7	21.9	22.2	22.4	23.2	23.4	23.6	23.8	/	28.3	28.3	28.2	
		S/T	0.98	1	1	1	0.68	0.93	1	1	0.4	0.61	0.81	1	/	0.4	0.57	0.74	
	KW	2.44	2.46	2.49	2.49	2.49	2.51	2.54	2.56	2.57	2.60	2.62	2.64	/	3.16	3.16	3.16		
	125	TC	16.5	16.7	17.1	17.3	17.1	17.3	17.4	17.6	18.5	18.6	18.6	18.6	/	19.8	19.8	19.8	
		S/T	1	1	1	1	0.68	0.95	1	1	0.41	0.67	0.93	1	/	0.41	0.66	0.9	
	KW	2.08	2.10	2.12	2.12	2.12	2.14	2.16	2.18	2.23	2.23	2.23	2.23	/	2.24	2.24	2.24		
960	15	TC	25.4	25.7	26.3	26.6	26.3	26.6	26.9	27.1	28.1	28.3	28.6	28.9	/	35.5	35.8	36	
		S/T	0.98	0.99	1	1	0.67	0.9	0.97	1	0.39	0.6	0.8	0.99	/	0.38	0.55	0.71	
	KW	1.10	1.11	1.12	1.12	1.12	1.13	1.14	1.15	1.15	1.16	1.18	1.19	/	1.68	1.71	1.73		
	65	TC	25.5	25.8	26.4	26.7	26.4	26.7	27	27.2	28.1	28.3	28.6	28.9	/	35.5	35.8	36	
		S/T	0.98	0.99	1	1	0.67	0.9	0.97	1	0.39	0.6	0.8	0.99	/	0.38	0.55	0.71	
	KW	1.40	1.41	1.43	1.43	1.43	1.45	1.47	1.48	1.48	1.49	1.51	1.52	/	2.00	2.04	2.06		
	75	TC	25.6	25.9	26.5	26.8	26.5	26.8	27	27.3	28.2	28.5	28.7	29	/	35.5	35.8	36.1	
		S/T	0.97	0.99	1	1	0.67	0.9	0.97	1	0.39	0.59	0.8	1	/	0.38	0.55	0.71	
	KW	1.65	1.66	1.68	1.68	1.68	1.70	1.71	1.73	1.73	1.75	1.77	1.78	/	2.18	2.22	2.24		
	85	TC	25.2	25.5	26.1	26.4	26.1	26.4	26.7	27	27.8	28.1	28.3	28.5	/	34.9	35.2	35.5	
		S/T	0.97	0.99	1	1	0.67	0.9	0.97	1	0.39	0.6	0.8	1	/	0.38	0.55	0.71	
	KW	1.80	1.83	1.85	1.85	1.85	1.86	1.88	1.90	1.91	1.93	1.94	1.95	/	2.42	2.44	2.47		
	95	TC	24.9	25.2	25.8	26.1	25.8	26.1	26.4	26.6	27.5	27.7	28	28.2	/	33.6	33.8	33.8	
		S/T	0.97	0.99	1	1	0.67	0.9	0.97	1	0.39	0.6	0.81	0.99	/	0.38	0.56	0.73	
	KW	2.14	2.16	2.18	2.18	2.18	2.20	2.24	2.26	2.26	2.28	2.30	2.32	/	2.80	2.80	2.80		
	105	TC	24.5	24.8	25.4	25.7	25.4	25.7	25.9	26.2	27.1	27.3	27.5	27.8	/	31.7	31.9	32	
		S/T	0.98	1	1	1	0.69	0.93	1	1	0.4	0.62	0.84	1	/	0.4	0.59	0.77	
	KW	2.52	2.55	2.57	2.57	2.57	2.61	2.64	2.66	2.67	2.69	2.71	2.73	/	3.09	3.09	3.09		
	115	TC	24.1	24.4	25	25.2	25	25.2	25.5	25.8	26.7	26.9	27.1	27.3	/	29.1	29.2	29.4	
		S/T	0.99	1	1	1	0.7	0.93	1	1	0.4	0.63	0.84	1	/	0.4	0.61	0.81	
	KW	2.99	3.02	3.05	3.05	3.05	3.08	3.11	3.14	3.15	3.18	3.22	3.24	/	3.28	3.29	3.29		
	125	TC	16.6	16.8	17.2	17.4	17.2	17.4	17.6	17.8	18.7	18.7	18.7	18.8	/	20	20	20	
		S/T	1	1	1	1	0.73	0.93	1	1	0.41	0.73	1	1	/	0.42	0.73	1	
	KW	2.19	2.23	2.25	2.25	2.25	2.27	2.29	2.32	2.36	2.36	2.36	2.36	/	2.37	2.37	2.37		

Table 3

TC refers to total capacity in KBTU/hr S/T: refer to the ratio of sensible heat and total capacity kW: refer to total input power



BOVB20-36 + BVA20-36 For Cooling																			
Indoor Airflow (CFM)	Outdoor DB (°F)	IWB (°F)	IDB (°F)	59				63				67				71			
				70	75	80	85	70	75	80	85	70	75	80	85	70	75	80	85
700	15	TC	23.0	23.3	24.2	24.6	24.2	24.6	25.0	25.3	26.6	27.0	27.3	27.6	/	33.9	34.2	34.7	
		S/T	0.7	0.76	0.84	0.92	0.51	0.69	0.78	0.81	0.32	0.46	0.6	0.74	/	0.31	0.42	0.54	
		KW	1.06	1.07	1.09	1.09	1.09	1.10	1.11	1.12	1.12	1.13	1.14	1.16	/	1.51	1.53	1.55	
	65	TC	22.4	22.8	23.4	23.9	23.4	23.9	24.3	24.7	26.0	26.3	26.5	26.9	/	33.4	33.7	34.5	
		S/T	0.7	0.76	0.84	0.92	0.51	0.69	0.78	0.81	0.32	0.46	0.6	0.74	/	0.31	0.42	0.54	
		KW	1.59	1.60	1.62	1.62	1.62	1.64	1.65	1.67	1.67	1.68	1.71	1.72	/	2.01	2.03	1.92	
	75	TC	22.5	22.9	23.6	24.0	23.6	24.0	24.4	24.8	26.2	26.4	26.8	27.0	/	34.6	34.7	34.8	
		S/T	0.7	0.76	0.84	0.92	0.51	0.68	0.75	0.78	0.32	0.46	0.61	0.75	/	0.31	0.42	0.54	
		KW	1.63	1.65	1.67	1.67	1.67	1.68	1.70	1.72	1.72	1.74	1.75	1.77	/	2.22	2.22	2.22	
	85	TC	21.7	22.1	22.9	23.2	22.9	23.2	23.5	24.0	25.4	25.6	25.9	26.1	/	31.9	32.1	32.4	
		S/T	0.7	0.76	0.84	0.92	0.51	0.68	0.78	0.81	0.32	0.46	0.61	0.75	/	0.31	0.42	0.54	
		KW	1.84	1.86	1.88	1.88	1.88	1.90	1.92	1.94	1.95	1.96	1.98	1.99	/	2.37	2.39	2.40	
	95	TC	21.0	21.2	21.9	22.4	21.9	22.4	22.8	23.1	24.5	24.7	24.9	25.1	/	29.7	30.0	30.0	
		S/T	0.7	0.76	0.84	0.92	0.51	0.69	0.78	0.81	0.32	0.46	0.61	0.75	/	0.31	0.43	0.54	
		KW	2.16	2.19	2.21	2.21	2.21	2.23	2.25	2.28	2.29	2.31	2.32	2.34	/	2.67	2.68	2.68	
	105	TC	20.0	20.3	21.1	21.4	21.1	21.4	21.7	22.1	23.4	23.6	23.9	24.2	/	26.2	26.4	26.2	
		S/T	0.7	0.76	0.84	0.92	0.51	0.69	0.78	0.81	0.32	0.47	0.61	0.75	/	0.31	0.43	0.55	
		KW	2.52	2.55	2.58	2.58	2.58	2.61	2.63	2.66	2.67	2.70	2.71	2.73	/	2.81	2.82	2.78	
	115	TC	13.6	13.8	14.4	14.8	14.4	14.8	15.1	15.3	16.5	16.6	16.7	16.9	/	18.5	18.6	18.7	
		S/T	0.7	0.76	0.84	0.92	0.51	0.69	0.78	0.81	0.32	0.47	0.61	0.76	/	0.31	0.43	0.56	
		KW	2.23	2.25	2.28	2.28	2.28	2.31	2.33	2.35	2.38	2.39	2.40	2.41	/	2.49	2.49	2.50	
	125	TC	5.8	5.9	6.3	6.5	6.3	6.5	6.7	7.0	7.8	7.8	7.9	7.9	/	9.2	9.2	9.2	
		S/T	0.69	0.75	0.83	0.92	0.52	0.69	0.78	0.81	0.32	0.51	0.7	0.92	/	0.32	0.5	0.67	
		KW	1.59	1.61	1.62	1.62	1.62	1.64	1.65	1.68	1.71	1.71	1.71	1.71	/	1.71	1.71	1.71	
820	15	TC	24.2	24.6	25.3	25.7	25.3	25.7	26.1	26.4	27.6	27.9	28.3	28.5	/	34.4	34.7	35.1	
		S/T	0.73	0.79	0.87	0.92	0.53	0.71	0.81	0.84	0.32	0.48	0.63	0.79	/	0.31	0.44	0.56	
		KW	1.12	1.13	1.15	1.15	1.15	1.15	1.17	1.18	1.18	1.19	1.20	1.22	/	1.59	1.61	1.63	
	65	TC	23.6	24	24.7	25	24.7	25	25.4	25.8	27	27.3	27.5	27.8	/	33.9	34.2	34.9	
		S/T	0.73	0.79	0.87	0.92	0.53	0.71	0.81	0.84	0.32	0.48	0.63	0.79	/	0.31	0.44	0.56	
		KW	1.67	1.68	1.70	1.70	1.70	1.72	1.74	1.76	1.76	1.77	1.80	1.81	/	2.12	2.14	2.02	
	75	TC	23.7	24.1	24.9	25.1	24.9	25.1	25.5	25.9	27.2	27.4	27.7	28	/	35	35.2	35.3	
		S/T	0.73	0.79	0.87	0.92	0.53	0.7	0.81	0.84	0.32	0.48	0.63	0.79	/	0.31	0.44	0.56	
		KW	1.72	1.73	1.76	1.76	1.76	1.77	1.79	1.81	1.81	1.83	1.84	1.87	/	2.33	2.34	2.34	
	85	TC	23.1	23.4	24.1	24.5	24.1	24.5	24.8	25.1	26.5	26.7	26.9	27.1	/	32.5	32.7	33	
		S/T	0.73	0.79	0.87	0.92	0.53	0.7	0.81	0.84	0.32	0.48	0.64	0.79	/	0.31	0.44	0.57	
		KW	1.94	1.95	1.98	1.98	1.98	2.00	2.02	2.04	2.05	2.06	2.08	2.10	/	2.49	2.51	2.53	
	95	TC	22.3	22.6	23.2	23.6	23.2	23.6	24	24.3	25.6	25.8	26	26.3	/	30.5	30.7	30.7	
		S/T	0.73	0.79	0.87	0.92	0.53	0.7	0.81	0.84	0.32	0.48	0.63	0.8	/	0.31	0.44	0.57	
		KW	2.28	2.30	2.32	2.32	2.32	2.35	2.37	2.40	2.41	2.43	2.44	2.46	/	2.82	2.82	2.82	
	105	TC	21.4	21.7	22.4	22.8	22.4	22.8	23.1	23.4	24.7	24.9	25	25.3	/	27.2	27.4	27.2	
		S/T	0.73	0.79	0.87	0.92	0.53	0.71	0.81	0.84	0.32	0.48	0.64	0.8	/	0.31	0.44	0.58	
		KW	2.66	2.68	2.71	2.71	2.71	2.74	2.77	2.80	2.82	2.84	2.85	2.88	/	2.96	2.97	2.93	
	115	TC	15.5	15.7	16.2	16.5	16.2	16.5	16.8	17	18.1	18.2	18.3	18.5	/	20	20.1	20.2	
		S/T	0.73	0.79	0.87	0.92	0.53	0.71	0.81	0.84	0.32	0.48	0.65	0.81	/	0.31	0.46	0.61	
		KW	2.35	2.37	2.40	2.40	2.40	2.43	2.45	2.48	2.51	2.51	2.53	2.54	/	2.62	2.63	2.63	
	125	TC	8.1	8.3	8.7	8.8	8.7	8.8	9	9.2	10.1	10.1	10.2	10.2	/	11.3	11.3	11.3	
		S/T	0.73	0.79	0.87	0.92	0.53	0.71	0.81	0.84	0.32	0.56	0.8	0.92	/	0.33	0.55	0.77	
		KW	1.67	1.69	1.71	1.71	1.71	1.72	1.74	1.76	1.80	1.80	1.80	1.80	/	1.80	1.80	1.80	
960	15	TC	26.9	27.3	28.1	28.4	28.1	28.4	28.8	29.1	30.3	30.6	31	31.3	/	37.2	37.4	37.8	
		S/T	0.8	0.84	0.92	0.92	0.55	0.75	0.87	0.92	0.31	0.49	0.66	0.83	/	0.31	0.45	0.58	
		KW	1.17	1.19	1.21	1.21	1.21	1.22	1.23	1.24	1.24	1.25	1.27	1.28	/	1.67	1.69	1.71	
	65	TC	26.4	26.7	27.4	27.8	27.4	27.8	28.2	28.5	29.8	30.1	30.2	30.5	/	36.7	37	37.6	
		S/T	0.8	0.84	0.92	0.92	0.53	0.75	0.87	0.92	0.31	0.49	0.65	0.82	/	0.31	0.45	0.59	
		KW	1.76	1.77	1.79	1.79	1.79	1.81	1.83	1.85	1.85	1.86	1.89	1.91	/	2.23	2.25	2.13	
	75	TC	26.5	26.8	27.6	27.9	27.6	27.9	28.3	28.6	30	30.1	30.4	30.7	/	37.7	37.9	38	
		S/T	0.81	0.85	0.91	0.92	0.54	0.75	0.87	0.92	0.31	0.48	0.65	0.82	/	0.31	0.45	0.59	
		KW	1.81	1.82	1.85	1.85	1.85	1.86	1.88	1.91	1.91	1.92	1.94	1.96	/	2.46	2.46	2.46	
	85	TC	25.8	26.2	26.8	27.2	26.8	27.2	27.5	27.9	29.2	29.4	29.7	29.9	/	35.3	35.5	35.7	
		S/T	0.81	0.85	0.92	0.92	0.54	0.76	0.87	0.92	0.31	0.49	0.66	0.83	/	0.31	0.45	0.59	
		KW	2.04	2.06	2.08	2.08	2.08	2.11	2.12	2.15	2.16	2.17	2.19	2.21	/	2.62	2.65	2.66	
	95	TC	25	25.3	26	26.4	26	26.4	26.7	27	28.3	28.5	28.7	29	/	33.3	33.5	33.5	
		S/T	0.81	0.85	0.92	0.92	0.54	0.76	0.87	0.92	0.31	0.49	0.66	0.84	/	0.31	0.45	0.6	
		KW	2.40	2.42	2.45	2.45	2.45	2.47	2.50	2.52	2.54	2.56	2.57	2.59	/	2.96	2.97	2.97	
	105	TC	24.2	24.5	25.1	25.5	25.1	25.5	25.8	26.2	27.4	27.6	27.8	28.1	/	30	30.1	30	
		S/T	0.8	0.84	0.92	0.92	0.54	0.76	0.87	0.92	0.31	0.49	0.67	0.85	/	0.31	0.46	0.61	
		KW	2.80	2.82	2.86	2.86	2.86	2.89	2.91	2.95	2.96	2.99	3.00	3.03	/	3.11	3.13	3.08	
	115	TC	18.2	18.4	19	19.3	19	19.3	19.5	19.7	20.9	21	21.1	21.2	/	22.8	22.9	22.9	
		S/T	0.81	0.85	0.92	0.92	0.54	0.77	0.87	0.92	0.32	0.52	0.71	0.91	/	0.31	0.5	0.68	
		KW	2.47	2.50	2.53	2.53	2.53	2.56	2.58	2.61	2.64	2.65	2.66	2.67	/	2.76	2.76	2.77	
	125	TC	10.8	11	11.4	11.6													

BOVB20-36 + BVA20-36 For Cooling																			
Indoor Airflow (CFM)	Outdoor DB (°F)	IWB (°F)	59				63				67				71				
			IDB (°F)	70	75	80	85	70	75	80	85	70	75	80	85	70	75	80	85
1150	15	TC	29.7	30	30.8	31.2	30.8	31.2	31.6	31.8	33.1	33.4	33.7	34	/	39.9	40.2	40.6	
		S/T	0.81	0.86	0.92	0.92	0.56	0.78	0.88	0.92	0.31	0.5	0.68	0.86	/	0.3	0.46	0.6	
		KW	1.24	1.25	1.27	1.27	1.27	1.28	1.30	1.31	1.31	1.31	1.33	1.35	/	1.76	1.78	1.81	
	65	TC	29.1	29.5	30.1	30.5	30.1	30.5	30.9	31.3	32.5	32.8	33	33.3	/	39.4	39.7	40.4	
		S/T	0.81	0.86	0.92	0.92	0.55	0.78	0.88	0.92	0.31	0.5	0.68	0.86	/	0.31	0.46	0.61	
		KW	1.85	1.87	1.88	1.88	1.88	1.91	1.93	1.95	1.95	1.96	1.99	2.01	/	2.35	2.37	2.24	
	75	TC	29.2	29.6	30.3	30.6	30.3	30.6	31	31.4	32.7	32.9	33.2	33.5	/	40.5	40.7	40.7	
		S/T	0.82	0.86	0.92	0.92	0.54	0.77	0.88	0.92	0.31	0.5	0.68	0.86	/	0.31	0.46	0.61	
		KW	1.90	1.92	1.95	1.95	1.95	1.96	1.98	2.01	2.01	2.02	2.04	2.07	/	2.58	2.59	2.59	
	85	TC	28.5	28.9	29.6	29.9	29.6	29.9	30.2	30.6	31.9	32.1	32.4	32.6	/	38	38.2	38.5	
		S/T	0.82	0.86	0.92	0.92	0.55	0.78	0.88	0.92	0.31	0.5	0.68	0.87	/	0.31	0.46	0.62	
		KW	2.15	2.16	2.19	2.19	2.19	2.22	2.23	2.26	2.27	2.29	2.30	2.32	/	2.76	2.79	2.80	
	95	TC	27.8	28.1	28.7	29.1	28.7	29.1	29.5	29.8	31.1	31.3	31.5	31.7	/	36	36.2	36.2	
		S/T	0.82	0.86	0.91	0.92	0.55	0.79	0.88	0.92	0.31	0.5	0.68	0.92	/	0.31	0.47	0.63	
		KW	2.52	2.55	2.58	2.58	2.58	2.60	2.63	2.65	2.67	2.69	2.71	2.73	/	3.12	3.13	3.13	
	105	TC	26.9	27.2	27.9	28.2	27.9	28.2	28.5	28.9	30.1	30.3	30.5	30.8	/	32.7	32.9	32.7	
		S/T	0.81	0.86	0.91	0.92	0.55	0.79	0.88	0.92	0.31	0.51	0.7	0.92	/	0.31	0.49	0.66	
		KW	2.94	2.97	3.01	3.01	3.01	3.04	3.07	3.10	3.12	3.15	3.16	3.19	/	3.28	3.29	3.24	
	115	TC	20.9	21.1	21.7	22	21.7	22	22.3	22.5	23.6	23.7	23.8	24	/	25.5	25.6	25.7	
		S/T	0.82	0.86	0.92	0.92	0.56	0.8	0.88	0.92	0.32	0.54	0.78	0.92	/	0.32	0.54	0.76	
		KW	2.60	2.63	2.66	2.66	2.66	2.69	2.72	2.74	2.78	2.79	2.80	2.81	/	2.90	2.91	2.92	
	125	TC	13.6	13.7	14.1	14.3	14.1	14.3	14.5	14.7	15.5	15.5	15.6	15.6	/	16.8	16.8	16.8	
		S/T	0.81	0.86	0.91	0.92	0.67	0.92	0.88	0.91	0.33	0.67	0.92	0.92	/	0.35	0.66	0.92	
		KW	1.85	1.88	1.89	1.89	1.89	1.91	1.93	1.95	1.99	1.99	1.99	1.99	/	2.00	2.00	2.00	
1300	15	TC	32.4	32.8	33.5	33.9	33.5	33.9	34.3	34.6	35.8	36.1	36.5	36.8	/	42.6	42.9	43.3	
		S/T	0.85	0.88	0.95	0.95	0.61	0.85	0.95	0.95	0.37	0.55	0.74	0.95	/	0.36	0.51	0.67	
		KW	1.30	1.32	1.34	1.34	1.34	1.35	1.37	1.37	1.37	1.38	1.40	1.42	/	1.85	1.87	1.90	
	65	TC	31.8	32.2	32.9	33.3	32.9	33.3	33.6	34	35.2	35.5	35.7	36	/	42.2	42.4	43.1	
		S/T	0.85	0.88	0.95	0.95	0.61	0.84	0.91	0.95	0.37	0.56	0.74	0.94	/	0.36	0.52	0.67	
		KW	1.95	1.96	1.98	1.98	1.98	2.01	2.03	2.05	2.05	2.07	2.09	2.11	/	2.47	2.49	2.36	
	75	TC	31.9	32.3	33.1	33.3	33.1	33.3	33.7	34.1	35.4	35.6	35.9	36.2	/	43.2	43.4	43.5	
		S/T	0.85	0.89	0.95	0.95	0.6	0.84	0.91	0.95	0.37	0.56	0.74	0.95	/	0.36	0.52	0.67	
		KW	2.00	2.02	2.05	2.05	2.05	2.07	2.08	2.11	2.11	2.13	2.15	2.18	/	2.72	2.73	2.73	
	85	TC	31.3	31.6	32.3	32.7	32.3	32.7	33	33.3	34.7	34.9	35.1	35.3	/	40.7	40.9	41.2	
		S/T	0.85	0.89	0.95	0.95	0.61	0.85	0.91	0.95	0.37	0.56	0.75	0.95	/	0.37	0.53	0.69	
		KW	2.26	2.28	2.31	2.31	2.31	2.33	2.35	2.38	2.39	2.41	2.43	2.44	/	2.91	2.93	2.95	
	95	TC	30.5	30.8	31.5	31.8	31.5	31.8	32.2	32.5	33.8	34	34.2	34.5	/	38.7	38.9	38.9	
		S/T	0.86	0.89	0.95	0.95	0.61	0.86	0.91	0.95	0.37	0.57	0.76	0.95	/	0.37	0.54	0.71	
		KW	2.66	2.68	2.71	2.71	2.71	2.74	2.77	2.79	2.81	2.83	2.85	2.87	/	3.28	3.29	3.29	
	105	TC	29.7	29.9	30.6	31	30.6	31	31.3	31.6	32.9	33.1	33.3	33.5	/	35.4	35.6	35.4	
		S/T	0.86	0.89	0.95	0.95	0.62	0.86	0.91	0.95	0.37	0.57	0.77	0.95	/	0.37	0.56	0.75	
		KW	3.10	3.13	3.16	3.16	3.16	3.20	3.23	3.27	3.28	3.31	3.33	3.36	/	3.45	3.47	3.41	
	115	TC	23.7	23.9	24.4	24.7	24.4	24.7	25	25.2	26.3	26.4	26.5	26.7	/	28.2	28.3	28.4	
		S/T	0.86	0.89	0.95	0.95	0.63	0.95	0.91	0.95	0.38	0.63	0.88	0.95	/	0.38	0.62	0.86	
		KW	2.74	2.77	2.80	2.80	2.80	2.83	2.86	2.89	2.92	2.93	2.95	2.96	/	3.05	3.06	3.07	
	125	TC	16.3	16.5	16.9	17.1	16.9	17.1	17.2	17.4	18.3	18.3	18.4	18.4	/	19.5	19.5	19.5	
		S/T	0.85	0.89	0.95	0.95	0.75	0.95	0.91	0.95	0.39	0.76	0.95	0.95	/	0.41	0.76	0.94	
		KW	1.95	1.97	1.99	1.99	1.99	2.01	2.03	2.06	2.09	2.09	2.09	2.09	/	2.10	2.10	2.10	

Table 5

TC refers to total capacity in KBTU/hr S/T: refer to the ratio of sensible heat and total capacity kW: refer to total input power

BOVB20-60 + BVA20-48 For Cooling																			
Indoor Airflow (CFM)	Outdoor DB (°F)	IWB (°F)	IDB (°F)	59				63				67				71			
				70	75	80	85	70	75	80	85	70	75	80	85	70	75	80	85
1120	15	TC	37.0	37.3	38.2	38.6	38.2	38.6	39.0	39.4	40.7	41.1	41.5	41.8	/	49.5	49.8	50.8	
		S/T	0.81	0.86	0.92	0.96	0.57	0.76	0.88	0.91	0.38	0.53	0.66	0.81	/	0.38	0.49	0.61	
		KW	1.31	1.33	1.35	1.35	1.35	1.37	1.39	1.41	1.40	1.42	1.46	1.47	/	2.06	2.09	1.87	
	65	TC	36.9	37.2	38.1	38.5	38.1	38.5	38.9	39.3	40.7	41.0	41.4	41.7	/	49.4	49.7	50.7	
		S/T	0.81	0.86	0.92	0.96	0.57	0.76	0.88	0.91	0.38	0.53	0.66	0.81	/	0.38	0.49	0.61	
		KW	1.94	1.96	1.98	1.98	1.98	2.00	2.02	2.04	2.03	2.05	2.08	2.09	/	2.69	2.72	2.50	
	75	TC	36.6	37.1	37.8	38.3	37.8	38.3	38.7	39.0	40.4	40.7	41.1	41.5	/	48.9	49.5	49.8	
		S/T	0.81	0.86	0.92	0.96	0.57	0.76	0.88	0.91	0.38	0.53	0.66	0.81	/	0.38	0.49	0.61	
		KW	2.19	2.21	2.23	2.23	2.23	2.26	2.28	2.30	2.30	2.32	2.36	2.38	/	2.82	2.72	2.74	
	85	TC	36.2	36.6	37.4	37.8	37.4	37.8	38.2	38.6	40.4	40.6	40.7	41.0	/	48.3	48.7	49.1	
		S/T	0.81	0.86	0.92	0.96	0.57	0.76	0.88	0.91	0.38	0.53	0.67	0.82	/	0.38	0.49	0.61	
		KW	2.32	2.36	2.38	2.38	2.38	2.40	2.43	2.45	2.49	2.50	2.50	2.52	/	3.08	3.10	3.13	
	95	TC	35.8	36.2	37.1	37.4	37.1	37.4	37.8	38.3	39.5	40.0	40.3	40.6	/	47.6	47.9	48.2	
		S/T	0.81	0.86	0.92	0.96	0.58	0.76	0.88	0.91	0.38	0.53	0.67	0.82	/	0.38	0.49	0.62	
		KW	2.82	2.85	2.88	2.88	2.88	2.91	2.94	2.97	2.97	3.01	3.03	3.06	/	3.69	3.72	3.75	
	105	TC	34.7	35.1	35.8	36.2	35.8	36.2	36.7	37.1	38.4	38.6	39.0	39.3	/	45.8	46.1	46.3	
		S/T	0.81	0.86	0.92	0.96	0.58	0.76	0.88	0.91	0.38	0.53	0.67	0.83	/	0.38	0.49	0.62	
		KW	3.37	3.41	3.45	3.45	3.45	3.48	3.52	3.55	3.57	3.60	3.62	3.65	/	4.39	4.43	4.46	
	115	TC	34.2	34.5	35.4	35.8	35.4	35.8	36.1	36.5	37.8	38.1	38.4	38.7	/	41.7	41.9	42.2	
		S/T	0.81	0.86	0.92	0.96	0.58	0.77	0.88	0.91	0.38	0.53	0.68	0.83	/	0.38	0.51	0.64	
		KW	4.02	4.06	4.11	4.11	4.11	4.15	4.19	4.23	4.24	4.27	4.33	4.36	/	4.55	4.56	4.56	
	125	TC	27.4	27.8	28.3	28.6	28.3	28.6	29.0	29.3	30.6	30.7	30.8	30.8	/	32.6	32.7	32.8	
		S/T	0.83	0.88	0.94	0.96	0.58	0.78	0.89	0.92	0.38	0.57	0.76	0.96	/	0.38	0.56	0.73	
		KW	3.28	3.31	3.34	3.34	3.34	3.38	3.41	3.45	3.52	3.52	3.52	3.52	/	3.54	3.54	3.55	
1240	15	TC	38.8	39.2	40.1	40.6	40.1	40.6	40.9	41.4	42.7	43.2	43.6	44.0	/	52.4	52.8	53.3	
		S/T	0.86	0.89	0.96	0.96	0.59	0.79	0.91	0.96	0.38	0.53	0.68	0.84	/	0.37	0.50	0.62	
		KW	1.39	1.41	1.42	1.42	1.42	1.45	1.46	1.48	1.45	1.47	1.50	1.53	/	1.82	1.83	1.85	
	65	TC	38.5	38.9	39.7	40.2	39.7	40.2	40.7	41.0	42.9	43.0	43.2	43.6	/	52.4	52.8	53.3	
		S/T	0.86	0.89	0.96	0.96	0.58	0.78	0.91	0.96	0.38	0.53	0.68	0.84	/	0.37	0.50	0.62	
		KW	2.10	2.13	2.15	2.15	2.15	2.17	2.19	2.21	2.24	2.25	2.26	2.29	/	2.70	2.73	2.76	
	75	TC	38.7	39.0	39.9	40.4	39.9	40.4	40.8	41.2	42.6	43.0	43.4	43.8	/	52.1	52.5	52.9	
		S/T	0.86	0.89	0.96	0.96	0.58	0.78	0.91	0.96	0.38	0.53	0.68	0.84	/	0.37	0.50	0.63	
		KW	2.27	2.29	2.32	2.32	2.32	2.35	2.37	2.40	2.39	2.42	2.44	2.47	/	2.93	2.96	3.00	
	85	TC	38.1	38.6	39.4	39.8	39.4	39.8	40.3	40.7	42.1	42.5	42.8	43.2	/	51.3	51.6	52.0	
		S/T	0.86	0.89	0.96	0.96	0.58	0.78	0.91	0.96	0.38	0.54	0.69	0.85	/	0.37	0.50	0.63	
		KW	2.52	2.56	2.58	2.58	2.58	2.61	2.64	2.66	2.67	2.69	2.71	2.74	/	3.31	3.34	3.37	
	95	TC	37.6	38.1	38.9	39.3	38.9	39.3	39.8	40.2	41.6	42.0	42.3	42.6	/	50.2	50.6	51.0	
		S/T	0.86	0.89	0.96	0.96	0.59	0.78	0.91	0.96	0.38	0.54	0.69	0.85	/	0.37	0.50	0.64	
		KW	3.04	3.07	3.10	3.10	3.10	3.13	3.16	3.19	3.20	3.24	3.27	3.29	/	3.95	3.98	4.01	
	105	TC	36.3	36.8	37.6	38.0	37.6	38.0	38.4	38.8	40.2	40.5	40.9	41.1	/	48.2	48.6	48.8	
		S/T	0.86	0.89	0.96	0.96	0.59	0.79	0.91	0.96	0.38	0.54	0.70	0.86	/	0.37	0.50	0.64	
		KW	3.61	3.65	3.70	3.70	3.70	3.74	3.77	3.81	3.82	3.85	3.89	3.92	/	4.69	4.73	4.76	
	115	TC	35.6	36.0	36.8	37.1	36.8	37.1	37.6	38.0	39.6	39.8	40.0	39.9	/	42.1	42.3	42.4	
		S/T	0.86	0.89	0.96	0.96	0.59	0.80	0.91	0.96	0.38	0.54	0.70	0.87	/	0.38	0.53	0.68	
		KW	4.26	4.30	4.35	4.35	4.35	4.40	4.44	4.48	4.53	4.57	4.58	4.57	/	4.60	4.62	4.64	
	125	TC	27.6	27.9	28.5	28.9	28.5	28.9	29.2	29.4	30.9	30.9	31.0	31.1	/	32.9	33.0	33.0	
		S/T	0.87	0.90	0.96	0.96	0.61	0.83	0.92	0.96	0.38	0.60	0.80	0.96	/	0.38	0.58	0.78	
		KW	3.33	3.36	3.40	3.40	3.40	3.43	3.47	3.51	3.58	3.58	3.58	3.58	/	3.60	3.60	3.60	
1420	15	TC	41.5	42.0	42.9	43.4	42.9	43.4	43.9	44.3	45.8	46.2	46.6	47.1	/	55.6	56.1	56.5	
		S/T	0.87	0.90	0.96	0.96	0.60	0.81	0.92	0.96	0.38	0.54	0.70	0.87	/	0.37	0.51	0.64	
		KW	1.73	1.75	1.76	1.76	1.76	1.78	1.80	1.82	1.78	1.82	1.85	1.89	/	2.24	2.26	2.28	
	65	TC	40.9	41.4	42.3	42.7	42.3	42.7	43.2	43.7	45.2	45.6	46.0	46.3	/	55.4	55.8	56.3	
		S/T	0.87	0.90	0.96	0.96	0.59	0.81	0.92	0.96	0.38	0.55	0.71	0.88	/	0.37	0.51	0.64	
		KW	2.41	2.44	2.46	2.46	2.46	2.48	2.51	2.53	2.52	2.56	2.59	2.62	/	3.06	3.09	3.12	
	75	TC	41.1	41.6	42.5	42.9	42.5	42.9	43.4	43.9	45.4	45.8	46.1	46.5	/	55.1	55.4	55.8	
		S/T	0.87	0.90	0.96	0.96	0.60	0.81	0.92	0.96	0.38	0.55	0.71	0.88	/	0.37	0.51	0.64	
		KW	2.56	2.59	2.62	2.62	2.62	2.64	2.67	2.70	2.69	2.72	2.75	2.78	/	3.26	3.28	3.31	
	85	TC	40.5	40.9	41.9	42.4	41.9	42.4	42.7	43.2	44.7	45.2	45.5	45.9	/	54.0	54.5	54.9	
		S/T	0.87	0.90	0.96	0.96	0.60	0.81	0.92	0.96	0.38	0.55	0.71	0.88	/	0.37	0.51	0.64	
		KW	2.80	2.83	2.86	2.86	2.86	2.89	2.91	2.94	2.95	2.98	3.01	3.04	/	3.63	3.67	3.69	
	95	TC	40.0	40.5	41.4	41.8	41.4	41.8	42.3	42.7	44.2	44.5	45.0	45.3	/	52.9	53.3	53.6	
		S/T	0.87	0.90	0.96	0.96	0.60	0.81	0.92	0.96	0.38	0.55	0.72	0.89	/	0.37	0.51	0.65	
		KW	3.33	3.36	3.40	3.40	3.40	3.43	3.48	3.51	3.53	3.55	3.58	3.61	/	4.31	4.36	4.39	
	105	TC	38.4	38.9	39.7	40.2	39.7	40.2	40.6	41.0	42.4	42.9	43.2	43.6	/	50.6	50.9	51.2	
		S/T	0.87	0.90	0.96	0.96	0.60	0.82	0.92	0.96	0.38	0.55	0.72	0.89	/	0.37	0.52	0.66	
		KW	3.95	3.99	4.03	4.03	4.03	4.07	4.12	4.16	4.17	4.21	4.24	4.27	/	5.10	5.13	5.16	
	115	TC	36.1	36.5	37.3	37.7	37.3	37.7	38.2	38.5	40.2	40.3	40.5	40.4	/	43.4	43.6	43.7	
		S/T	0.87	0.90	0.96	0.96	0.60	0.83	0.92	0.96	0.38	0.57	0.75	0.96	/	0.38	0.55	0.72	
		KW	4.39	4.43	4.48	4.48	4.48	4.52	4.58	4.62	4.70	4.69	4.71	4.					

BOVB20-60 + BVA20-48 For Cooling																		
Indoor Airflow (CFM)	Outdoor DB (°F)	IWB (°F)	59				63				67				71			
		IDB (°F)	70	75	80	85	70	75	80	85	70	75	80	85	70	75	80	85
1580	15	TC	44.0	44.5	45.5	46.0	45.5	46.0	46.4	47.0	48.6	49.0	49.5	49.8	/	58.5	58.9	59.3
		S/T	0.87	0.90	0.96	0.96	0.61	0.84	0.92	0.96	0.38	0.55	0.72	0.89	/	0.37	0.51	0.66
		KW	2.10	2.13	2.15	2.15	2.15	2.17	2.19	2.21	2.18	2.22	2.26	2.30	/	2.73	2.75	2.79
	65	TC	43.1	43.6	44.5	45.0	44.5	45.0	45.5	46.0	47.8	48.0	48.4	49.6	/	58.1	58.5	59.4
		S/T	0.87	0.90	0.96	0.96	0.60	0.83	0.92	0.96	0.38	0.56	0.73	0.90	/	0.37	0.52	0.66
		KW	2.74	2.78	2.81	2.81	2.81	2.83	2.86	2.89	2.89	2.92	2.95	2.74	/	3.42	3.46	3.23
	75	TC	43.5	44.0	44.9	45.4	44.9	45.4	45.9	46.4	47.9	48.2	48.8	49.2	/	58.0	58.4	58.8
		S/T	0.87	0.90	0.96	0.96	0.61	0.83	0.92	0.96	0.38	0.56	0.73	0.90	/	0.37	0.52	0.66
		KW	2.74	2.78	2.81	2.81	2.81	2.84	2.87	2.89	3.03	3.06	2.95	2.98	/	3.48	3.50	3.53
	85	TC	42.6	43.1	44.1	44.5	44.1	44.5	45.0	45.5	47.2	47.6	47.9	48.2	/	56.6	56.9	57.3
		S/T	0.87	0.90	0.96	0.96	0.61	0.83	0.92	0.96	0.38	0.56	0.74	0.91	/	0.37	0.52	0.67
		KW	3.09	3.12	3.15	3.15	3.15	3.18	3.22	3.26	3.27	3.30	3.32	3.35	/	3.98	4.02	4.05
	95	TC	41.8	42.3	43.2	43.7	43.2	43.7	44.2	44.6	46.3	46.6	47.0	47.4	/	55.1	55.5	55.9
		S/T	0.87	0.90	0.96	0.96	0.61	0.84	0.92	0.96	0.38	0.56	0.74	0.96	/	0.37	0.53	0.68
		KW	3.64	3.69	3.73	3.73	3.73	3.76	3.80	3.84	3.86	3.90	3.92	3.96	/	4.70	4.74	4.78
	105	TC	40.1	40.6	41.5	41.9	41.5	41.9	42.3	42.8	44.5	44.8	45.0	45.4	/	52.5	52.5	52.7
		S/T	0.87	0.90	0.96	0.96	0.61	0.85	0.92	0.96	0.38	0.57	0.75	0.96	/	0.37	0.53	0.69
		KW	4.28	4.34	4.38	4.38	4.38	4.42	4.47	4.51	4.53	4.58	4.61	4.64	/	5.49	5.49	5.50
	115	TC	36.1	36.5	37.3	37.7	37.3	37.7	38.2	38.5	40.2	40.4	40.6	40.8	/	44.4	41.1	41.3
		S/T	0.87	0.90	0.96	0.96	0.62	0.86	0.92	0.96	0.38	0.59	0.80	0.96	/	0.38	0.59	0.79
		KW	4.46	4.51	4.56	4.56	4.56	4.61	4.66	4.70	4.83	4.85	4.80	4.82	/	3.78	3.78	3.79
	125	TC	27.8	28.0	28.7	29.1	28.7	29.1	29.3	29.6	31.1	31.2	31.2	31.3	/	33.2	33.2	33.2
		S/T	0.89	0.93	0.96	0.96	0.65	0.96	0.92	0.96	0.38	0.65	0.96	0.96	/	0.39	0.64	0.96
		KW	3.53	3.57	3.60	3.60	3.60	3.64	3.68	3.72	3.79	3.79	3.79	3.79	/	3.81	3.82	3.82
1780	15	TC	45.4	46.0	46.9	47.5	46.9	47.5	47.9	48.5	50.3	50.7	51.0	51.5	/	60.6	61.0	61.4
		S/T	0.88	0.92	0.96	0.96	0.62	0.85	0.92	0.96	0.38	0.56	0.75	0.95	/	0.37	0.52	0.68
		KW	2.71	2.74	2.78	2.78	2.78	2.81	2.83	2.86	2.87	2.90	2.92	2.95	/	3.38	3.41	3.45
	65	TC	45.4	46.0	46.9	47.5	46.9	47.5	47.9	48.5	50.3	50.7	51.0	51.5	/	60.6	61.0	61.4
		S/T	0.88	0.92	0.96	0.96	0.62	0.85	0.92	0.96	0.38	0.56	0.75	0.95	/	0.37	0.52	0.68
		KW	2.71	2.74	2.78	2.78	2.78	2.81	2.83	2.86	2.87	2.90	2.92	2.95	/	3.38	3.41	3.45
	75	TC	45.0	45.6	46.5	47.1	46.5	47.1	47.6	48.0	49.8	50.2	50.6	51.0	/	59.9	60.3	60.6
		S/T	0.89	0.93	0.95	0.96	0.62	0.86	0.92	0.96	0.38	0.57	0.75	0.95	/	0.37	0.53	0.68
		KW	2.92	2.95	2.98	2.98	2.98	3.02	3.05	3.08	3.09	3.12	3.14	3.17	/	3.69	3.72	3.75
	85	TC	44.3	44.7	45.7	46.2	45.7	46.2	46.7	47.2	48.9	49.3	49.7	50.0	/	58.4	58.8	59.1
		S/T	0.89	0.93	0.96	0.96	0.62	0.86	0.92	0.96	0.38	0.57	0.76	0.96	/	0.37	0.53	0.69
		KW	3.28	3.31	3.35	3.35	3.35	3.38	3.41	3.46	3.47	3.49	3.52	3.55	/	4.21	4.24	4.27
	95	TC	43.2	43.7	44.7	45.2	44.7	45.2	45.7	46.1	47.9	48.2	48.6	49.0	/	56.9	57.1	57.5
		S/T	0.88	0.93	0.96	0.96	0.62	0.87	0.92	0.96	0.38	0.57	0.77	0.96	/	0.37	0.54	0.70
		KW	3.84	3.89	3.93	3.93	3.93	3.97	4.01	4.05	4.07	4.11	4.14	4.17	/	4.94	4.98	5.02
	105	TC	41.4	41.9	42.8	43.3	42.8	43.3	43.7	44.2	45.9	46.2	46.5	46.8	/	53.1	53.4	53.2
		S/T	0.89	0.93	0.96	0.96	0.63	0.88	0.92	0.96	0.38	0.58	0.78	0.96	/	0.38	0.55	0.72
		KW	4.50	4.56	4.60	4.60	4.60	4.65	4.70	4.74	4.76	4.80	4.84	4.88	/	5.57	5.57	5.57
	115	TC	36.9	37.2	38.1	38.5	38.1	38.5	38.9	39.4	41.0	41.2	41.4	41.6	/	41.9	42.1	42.2
		S/T	0.88	0.93	0.96	0.96	0.63	0.89	0.92	0.96	0.38	0.61	0.83	0.96	/	0.38	0.59	0.79
		KW	4.53	4.59	4.64	4.64	4.64	4.68	4.73	4.79	4.87	4.88	4.88	4.88	/	4.92	4.92	4.93
	125	TC	27.9	28.1	28.8	29.1	28.8	29.1	29.4	29.7	31.2	31.3	31.3	31.4	/	33.3	33.3	33.4
		S/T	0.89	0.94	0.95	0.96	0.68	0.96	0.92	0.96	0.38	0.68	0.96	0.96	/	0.39	0.67	0.95
		KW	3.59	3.63	3.68	3.68	3.68	3.71	3.75	3.79	3.86	3.86	3.86	3.86	/	3.89	3.89	3.89

Table 7

TC refers to total capacity in KBTU/hr S/T: refer to the ratio of sensible heat and total capacity kW: refer to total input power

BOVB20-60 + BVA20-60 For Cooling																		
Indoor Airflow (CFM)	Outdoor DB (°F)	IWB (°F)	59				63				67				71			
		IDB (°F)	70	75	80	85	70	75	80	85	70	75	80	85	70	75	80	85
1150	15	TC	37.5	38.0	38.8	39.2	38.8	39.2	39.6	40.1	41.5	41.8	42.2	42.6	/	49.8	50.2	51.1
		S/T	0.62	0.67	0.74	0.95	0.56	0.73	0.77	0.82	0.38	0.51	0.65	0.79	/	0.36	0.48	0.59
		KW	1.59	1.61	1.62	1.62	1.62	1.64	1.66	1.67	1.66	1.69	1.71	1.73	/	2.31	2.34	2.12
	65	TC	37.6	38.0	38.9	39.3	38.9	39.3	39.7	40.1	41.6	41.9	42.3	42.7	/	49.9	50.3	51.2
		S/T	0.73	0.78	0.86	0.95	0.56	0.73	0.84	0.88	0.38	0.51	0.65	0.79	/	0.36	0.48	0.59
		KW	1.97	2.00	2.02	2.02	2.02	2.04	2.06	2.08	2.07	2.10	2.12	2.14	/	2.72	2.75	2.53
	75	TC	37.4	37.8	38.7	39.1	38.7	39.1	39.5	39.9	41.3	41.6	42.0	42.4	/	50.2	50.6	51.1
		S/T	0.73	0.78	0.86	0.95	0.56	0.73	0.85	0.89	0.38	0.51	0.66	0.79	/	0.36	0.48	0.59
		KW	2.25	2.27	2.29	2.29	2.29	2.32	2.34	2.36	2.36	2.38	2.41	2.44	/	2.72	2.75	2.77
	85	TC	37.0	37.4	38.3	38.7	38.3	38.7	39.1	39.5	40.9	41.3	41.6	42.0	/	49.4	49.8	50.2
		S/T	0.73	0.78	0.86	0.95	0.56	0.73	0.85	0.89	0.38	0.51	0.66	0.79	/	0.36	0.48	0.60
		KW	2.38	2.40	2.43	2.43	2.43	2.45	2.48	2.50	2.51	2.53	2.55	2.59	/	3.10	3.13	3.15
	95	TC	36.7	37.0	37.9	38.3	37.9	38.3	38.8	39.2	40.5	40.9	41.2	41.6	/	48.7	49.0	49.4
		S/T	0.74	0.79	0.86	0.95	0.56	0.73	0.85	0.89	0.37	0.51	0.66	0.80	/	0.36	0.48	0.60
		KW	2.87	2.90	2.94	2.94	2.94	2.97	3.00	3.03	3.03	3.06	3.09	3.11	/	3.72	3.75	3.78
	105	TC	35.8	36.2	37.1	37.4	37.1	37.4	37.8	38.2	39.6	39.9	40.2	40.6	/	47.3	47.7	48.0
		S/T	0.74	0.79	0.86	0.95	0.56	0.74	0.85	0.89	0.37	0.52	0.67	0.80	/	0.36	0.48	0.61
		KW	3.43	3.46	3.50	3.50	3.50	3.53	3.57	3.60	3.63	3.66	3.69	3.72	/	4.42	4.45	4.49
	115	TC	35.3	35.7	36.5	36.9	36.5	36.9	37.3	37.7	39.0	39.3	39.7	40.0	/	43.2	43.4	43.7
		S/T	0.74	0.79	0.86	0.95	0.56	0.74	0.88	0.93	0.37	0.52	0.67	0.81	/	0.37	0.49	0.63
		KW	4.08	4.12	4.16	4.16	4.16	4.21	4.25	4.29	4.31	4.35	4.39	4.42	/	4.48	4.49	4.49
	125	TC	27.7	28.0	28.7	29.0	28.7	29.0	29.3	29.6	31.1	31.2	31.2	31.3	/	33.1	33.1	33.2
		S/T	0.75	0.80	0.87	0.95	0.57	0.77	0.88	0.93	0.38	0.56	0.74	0.95	/	0.37	0.55	0.72
		KW	3.22	3.25	3.29	3.29	3.29	3.33	3.36	3.40	3.46	3.46	3.46	3.46	/	3.49	3.49	3.49
1310	15	TC	39.9	40.4	41.3	41.7	41.3	41.7	42.1	42.6	44.1	44.5	44.9	45.3	/	53.7	54.2	54.6
		S/T	0.66	0.70	0.78	0.95	0.56	0.75	0.77	0.82	0.37	0.52	0.67	0.81	/	0.36	0.48	0.61
		KW	1.73	1.75	1.76	1.76	1.76	1.78	1.80	1.82	1.81	1.83	1.86	1.90	/	2.29	2.32	2.35
	65	TC	40.1	40.6	41.5	41.9	41.5	41.9	42.4	42.9	44.3	44.7	45.1	45.5	/	53.9	54.4	54.8
		S/T	0.77	0.82	0.89	0.95	0.56	0.75	0.86	0.90	0.37	0.52	0.67	0.81	/	0.36	0.48	0.61
		KW	2.21	2.25	2.27	2.27	2.27	2.29	2.31	2.34	2.33	2.35	2.38	2.41	/	2.80	2.83	2.86
	75	TC	40.2	40.7	41.6	42.0	41.6	42.0	42.5	43.0	44.4	44.8	45.2	45.6	/	53.5	54.0	54.4
		S/T	0.76	0.81	0.88	0.95	0.56	0.75	0.86	0.90	0.37	0.52	0.67	0.81	/	0.36	0.48	0.61
		KW	2.38	2.40	2.43	2.43	2.43	2.45	2.48	2.50	2.50	2.52	2.55	2.59	/	3.02	3.05	3.08
	85	TC	39.7	40.2	41.1	41.6	41.1	41.6	42.0	42.4	44.0	44.3	44.7	45.0	/	52.8	53.2	53.5
		S/T	0.76	0.81	0.88	0.95	0.56	0.75	0.86	0.90	0.37	0.52	0.67	0.82	/	0.36	0.48	0.61
		KW	2.63	2.66	2.69	2.69	2.69	2.71	2.74	2.77	2.78	2.80	2.82	2.85	/	3.40	3.43	3.46
	95	TC	39.2	39.7	40.6	41.0	40.6	41.0	41.5	41.9	43.4	43.7	44.1	44.4	/	51.7	52.1	52.5
		S/T	0.76	0.81	0.88	0.95	0.56	0.75	0.86	0.90	0.37	0.52	0.67	0.82	/	0.36	0.49	0.62
		KW	3.15	3.18	3.22	3.22	3.22	3.25	3.29	3.33	3.33	3.36	3.39	3.42	/	4.05	4.09	4.12
	105	TC	38.2	38.7	39.5	39.9	39.5	39.9	40.4	40.8	42.3	42.7	42.9	43.2	/	50.2	50.4	50.7
		S/T	0.76	0.81	0.88	0.95	0.57	0.76	0.86	0.90	0.37	0.53	0.67	0.83	/	0.36	0.49	0.63
		KW	3.74	3.78	3.82	3.82	3.82	3.86	3.90	3.94	3.96	4.00	4.03	4.06	/	4.81	4.85	4.88
	115	TC	36.4	36.8	37.6	38.0	37.6	38.0	38.5	38.9	40.5	40.8	40.9	40.7	/	43.5	43.7	43.9
		S/T	0.77	0.82	0.89	0.95	0.57	0.76	0.86	0.90	0.37	0.53	0.69	0.86	/	0.37	0.51	0.67
		KW	4.18	4.22	4.27	4.27	4.27	4.32	4.37	4.41	4.49	4.50	4.50	4.49	/	4.54	4.54	4.54
	125	TC	28.0	28.4	29.0	29.4	29.0	29.4	29.6	29.9	31.4	31.4	31.5	31.6	/	33.4	33.5	33.5
		S/T	0.79	0.84	0.91	0.95	0.59	0.82	0.86	0.91	0.38	0.58	0.79	0.95	/	0.38	0.57	0.77
		KW	3.28	3.31	3.35	3.35	3.35	3.38	3.42	3.45	3.52	3.52	3.52	3.52	/	3.54	3.54	3.54
1480	15	TC	44.0	44.5	45.5	46.0	45.5	46.0	46.5	47.0	48.7	49.1	49.5	49.9	/	58.2	58.6	59.0
		S/T	0.68	0.73	0.81	0.95	0.57	0.77	0.82	0.86	0.37	0.52	0.68	0.83	/	0.36	0.49	0.62
		KW	1.93	1.95	1.97	1.97	1.97	1.99	2.01	2.03	2.00	2.04	2.08	2.12	/	2.51	2.54	2.56
	65	TC	46.1	46.5	47.6	48.1	47.6	48.1	48.7	49.1	51.0	51.3	51.7	52.1	/	60.4	60.8	61.2
		S/T	0.81	0.86	0.93	0.95	0.57	0.76	0.88	0.93	0.37	0.52	0.67	0.81	/	0.36	0.48	0.61
		KW	2.63	2.65	2.68	2.68	2.68	2.71	2.74	2.76	2.76	2.79	2.82	2.85	/	3.22	3.27	3.30
	75	TC	45.7	46.3	47.2	47.8	47.2	47.8	48.3	48.7	50.6	51.1	51.3	51.7	/	59.8	60.2	60.6
		S/T	0.81	0.86	0.93	0.95	0.57	0.76	0.88	0.93	0.37	0.52	0.67	0.82	/	0.36	0.49	0.62
		KW	2.83	2.86	2.89	2.89	2.89	2.93	2.96	2.99	3.00	3.02	3.05	3.07	/	3.53	3.56	3.60
	85	TC	44.9	45.4	46.4	46.9	46.4	46.9	47.4	47.9	49.7	50.1	50.5	50.9	/	58.3	58.8	59.2
		S/T	0.81	0.86	0.93	0.95	0.57	0.76	0.88	0.93	0.37	0.52	0.67	0.83	/	0.36	0.49	0.62
		KW	3.18	3.21	3.24	3.24	3.24	3.29	3.32	3.35	3.37	3.40	3.42	3.45	/	4.06	4.10	4.13
	95	TC	44.0	44.5	45.5	46.1	45.5	46.1	46.5	47.0	48.7	49.1	49.5	49.8	/	56.9	57.3	57.7
		S/T	0.81	0.86	0.93	0.95	0.57	0.77	0.88	0.93	0.37	0.52	0.68	0.83	/	0.36	0.49	0.63
		KW	3.77	3.81	3.85	3.85	3.85	3.89	3.93	3.98	3.99	4.02	4.05	4.08	/	4.80	4.83	4.86
	105	TC	42.6	43.0	44.0	44.5	44.0	44.5	45.0	45.5	47.2	47.5	47.9	48.2	/	54.8	55.0	55.0
		S/T	0.81	0.86	0.93	0.95	0.57	0.77	0.88	0.93	0.37	0.53	0.68	0.85	/	0.36	0.50	0.64
		KW	4.44	4.49	4.53	4.53	4.53	4.58	4.63	4.68	4.70	4.74	4.78	4.81	/	5.62	5.64	5.64
	115	TC	36.5	37.0	37.7	38.2	37.7	38.2	38.6	39.0	40.7	40.9	41.0	41.1	/	42.5	42.6	42.8
		S/T	0.81	0.86	0.93	0.95	0.58	0.78	0.88	0.93	0.37	0.56	0.74	0.95	/	0.37	0.55	0.72
		KW	4.38	4.43	4.47	4.47	4.47	4.52	4.56	4.61	4.67	4.69	4.71	4.59	/			

BOVB20-60 + BVA20-60 For Cooling																		
Indoor Airflow (CFM)	Outdoor DB (°F)	IWB (°F)	59				63				67				71			
		IDB (°F)	70	75	80	85	70	75	80	85	70	75	80	85	70	75	80	85
1720	15	TC	46.7	47.3	48.4	48.8	48.4	48.8	49.4	49.9	51.7	52.1	52.6	53.0	/	61.6	62.0	62.4
		S/T	0.69	0.74	0.95	0.95	0.58	0.79	0.84	0.88	0.37	0.53	0.69	0.86	/	0.36	0.50	0.64
		KW	2.37	2.40	2.42	2.42	2.42	2.45	2.47	2.50	2.45	2.50	2.55	2.61	/	3.09	3.12	3.14
	65	TC	48.9	49.5	50.6	51.1	50.6	51.1	51.7	52.2	54.2	54.6	55.0	55.4	/	63.8	64.2	64.6
		S/T	0.82	0.86	0.95	0.95	0.57	0.78	0.89	0.94	0.37	0.52	0.68	0.84	/	0.36	0.49	0.63
		KW	3.00	3.03	3.06	3.06	3.06	3.10	3.13	3.16	3.16	3.19	3.22	3.25	/	3.66	3.69	3.73
	75	TC	48.6	49.0	50.2	50.7	50.2	50.7	51.2	51.8	53.7	54.1	54.5	54.9	/	63.0	63.4	64.2
		S/T	0.81	0.86	0.95	0.95	0.57	0.78	0.89	0.94	0.37	0.53	0.68	0.85	/	0.36	0.49	0.63
		KW	3.18	3.21	3.25	3.25	3.25	3.29	3.32	3.36	3.37	3.40	3.42	3.45	/	3.94	3.99	3.89
	85	TC	47.6	48.2	49.2	49.7	49.2	49.7	50.3	50.9	52.7	53.1	53.5	53.8	/	61.5	61.9	62.2
		S/T	0.82	0.86	0.95	0.95	0.58	0.78	0.89	0.94	0.37	0.53	0.69	0.86	/	0.36	0.50	0.64
		KW	3.53	3.57	3.60	3.60	3.60	3.65	3.69	3.72	3.74	3.76	3.80	3.83	/	4.48	4.52	4.55
	95	TC	46.5	47.0	48.1	48.7	48.1	48.7	49.1	49.6	51.5	51.8	52.3	52.5	/	59.7	60.1	60.4
		S/T	0.82	0.86	0.95	0.95	0.58	0.79	0.89	0.94	0.37	0.53	0.69	0.86	/	0.36	0.50	0.65
		KW	4.15	4.20	4.24	4.24	4.24	4.29	4.34	4.38	4.40	4.44	4.47	4.50	/	5.24	5.28	5.31
	105	TC	44.8	45.3	46.4	46.8	46.4	46.8	47.3	47.9	49.7	50.1	50.4	50.6	/	55.6	55.9	55.8
		S/T	0.81	0.86	0.95	0.95	0.58	0.79	0.89	0.94	0.37	0.54	0.71	0.87	/	0.36	0.51	0.67
		KW	4.86	4.91	4.97	4.97	4.97	5.03	5.08	5.13	5.16	5.20	5.23	5.26	/	5.79	5.83	5.79
	115	TC	37.6	38.0	38.9	39.2	38.9	39.2	39.7	40.1	41.9	42.1	42.3	42.4	/	43.4	43.5	43.7
		S/T	0.82	0.86	0.95	0.95	0.59	0.81	0.89	0.94	0.37	0.57	0.77	0.95	/	0.37	0.57	0.76
		KW	4.51	4.55	4.60	4.60	4.60	4.66	4.70	4.75	4.81	4.83	4.85	4.86	/	4.99	5.00	5.01
	125	TC	28.4	28.7	29.4	29.6	29.4	29.6	30.0	30.3	31.8	31.8	31.9	32.0	/	33.9	34.0	34.0
		S/T	0.83	0.87	0.95	0.95	0.65	0.95	0.90	0.95	0.38	0.65	0.95	0.95	/	0.38	0.64	0.94
		KW	3.48	3.51	3.55	3.55	3.55	3.59	3.63	3.67	3.74	3.74	3.74	3.74	/	3.76	3.76	3.76
1880	15	TC	48.9	49.5	50.7	51.1	50.7	51.1	51.7	52.3	54.3	54.7	55.1	55.6	/	63.9	64.3	64.7
		S/T	0.71	0.76	0.95	0.95	0.58	0.80	0.86	0.90	0.37	0.54	0.71	0.87	/	0.36	0.50	0.66
		KW	2.77	2.80	2.83	2.83	2.83	2.86	2.89	2.93	2.87	2.94	2.99	3.04	/	3.62	3.65	3.68
	65	TC	51.1	51.6	52.8	53.3	52.8	53.3	53.8	54.4	56.6	56.9	57.3	57.7	/	66.3	66.7	67.1
		S/T	0.83	0.87	0.95	0.95	0.58	0.79	0.90	0.95	0.37	0.53	0.69	0.86	/	0.36	0.50	0.65
		KW	3.28	3.31	3.34	3.34	3.34	3.38	3.41	3.45	3.45	3.48	3.51	3.55	/	3.98	4.01	4.04
	75	TC	50.9	51.3	52.5	53.1	52.5	53.1	53.6	54.2	56.3	56.7	57.1	57.5	/	65.8	66.2	66.6
		S/T	0.83	0.87	0.95	0.95	0.58	0.79	0.90	0.95	0.37	0.53	0.69	0.86	/	0.36	0.50	0.65
		KW	3.32	3.36	3.39	3.39	3.39	3.43	3.46	3.50	3.52	3.54	3.57	3.60	/	4.12	4.15	4.18
	85	TC	49.5	50.1	51.2	51.8	51.2	51.8	52.3	52.9	55.0	55.3	55.7	56.0	/	63.7	64.1	64.4
		S/T	0.83	0.87	0.95	0.95	0.58	0.80	0.90	0.95	0.37	0.54	0.70	0.87	/	0.36	0.51	0.66
		KW	3.79	3.83	3.87	3.87	3.87	3.91	3.96	4.00	4.02	4.05	4.08	4.11	/	4.79	4.82	4.85
	95	TC	48.3	48.7	49.9	50.4	49.9	50.4	51.0	51.5	53.5	53.9	54.2	54.5	/	61.6	62.0	62.3
		S/T	0.83	0.87	0.95	0.95	0.59	0.80	0.90	0.95	0.37	0.54	0.71	0.88	/	0.36	0.51	0.67
		KW	4.44	4.49	4.53	4.53	4.53	4.58	4.63	4.68	4.71	4.74	4.78	4.81	/	5.56	5.59	5.63
	105	TC	46.4	46.9	48.0	48.5	48.0	48.5	49.0	49.5	51.5	51.8	52.1	52.4	/	56.6	55.7	56.0
		S/T	0.83	0.87	0.95	0.95	0.59	0.81	0.90	0.95	0.37	0.55	0.72	0.90	/	0.36	0.53	0.69
		KW	5.17	5.22	5.28	5.28	5.28	5.34	5.40	5.45	5.49	5.52	5.56	5.59	/	5.95	5.86	5.89
	115	TC	38.5	38.9	39.7	40.2	39.7	40.2	40.6	41.0	42.8	43.0	43.2	43.4	/	44.1	44.3	44.4
		S/T	0.83	0.87	0.95	0.95	0.60	0.84	0.90	0.95	0.37	0.59	0.80	0.95	/	0.37	0.58	0.80
		KW	4.68	4.73	4.78	4.78	4.78	4.83	4.88	4.93	5.01	5.02	5.04	5.05	/	5.15	4.84	4.85
	125	TC	28.5	28.8	29.5	29.7	29.5	29.7	30.1	30.4	31.9	31.9	32.0	32.0	/	34.0	34.1	34.2
		S/T	0.84	0.88	0.94	0.95	0.67	0.95	0.91	0.95	0.38	0.67	0.94	0.95	/	0.39	0.67	0.94
		KW	3.55	3.59	3.63	3.63	3.63	3.67	3.71	3.75	3.82	3.82	3.82	3.82	/	3.84	3.84	3.84

Table 9

TC refers to total capacity in KBTU/hr S/T: refer to the ratio of sensible heat and total capacity kW: refer to total input power

**4.2 Outdoor Unit (BOVB20) + Indoor Unit (BVA20) – Heating Mode**

BOVB20-36 + BVA20-24 For Heating																				
Airflow (CFM)	ID (°F)	OD (°F)	86	72	67	62	57	52	47	42	37	32	27	22	17	12	7	2	-4	
550	60	TC	26.8	26.8	26.8	26.8	26.8	26.7	26.7	26.5	26.5	25.8	25.3	24.3	24.2	22.4	21.4	20.4	18.6	
		kW	0.90	1.20	1.31	1.44	1.59	1.71	1.86	2.00	2.21	2.26	2.57	2.48	2.41	2.33	2.25	2.19	2.13	
	70	TC	19.9	19.9	19.9	19.9	19.8	19.8	19.8	19.8	19.8	19.7	19.7	19.7	19.7	18.8	17.7	16.9	16.6	15.8
		kW	0.63	0.88	0.97	1.06	1.17	1.26	1.37	1.54	1.65	1.76	1.90	2.02	2.12	2.36	2.43	2.35	2.29	
	75	TC	16.4	16.4	16.3	16.3	16.2	16.2	16.2	16.2	16.2	16.2	16.2	16.2	16.2	16.2	16.1	16.1	16.1	15.7
		kW	0.61	0.73	0.81	0.88	0.96	1.06	1.16	1.25	1.37	1.48	1.57	1.70	1.81	1.92	2.09	2.28	2.38	
	80	TC	12.9	12.9	12.9	12.9	12.9	12.9	12.9	12.8	12.8	12.8	12.8	12.8	12.8	12.8	12.8	12.8	12.7	12.7
		kW	0.50	0.59	0.66	0.72	0.80	0.86	0.94	1.00	1.14	1.20	1.29	1.37	1.46	1.59	1.70	1.80	1.95	
	620	60	TC	27.3	27.3	27.2	27.2	27.2	27.2	27.2	27.0	27.0	25.7	26.2	24.5	24.4	23.2	22.1	21.1	19.5
			kW	0.90	1.21	1.31	1.44	1.60	1.71	1.86	2.02	2.23	2.22	2.52	2.44	2.36	2.29	2.22	2.15	2.10
		70	TC	20.2	20.2	20.2	20.2	20.2	20.1	20.1	20.1	20.0	20.0	20.1	20.0	19.1	18.0	17.2	16.8	16.0
			kW	0.64	0.89	0.96	1.05	1.16	1.25	1.37	1.53	1.65	1.76	1.88	2.03	2.20	2.38	2.39	2.31	2.25
75		TC	16.5	16.5	16.5	16.5	16.5	16.5	16.5	16.5	16.4	16.4	16.4	16.4	16.5	16.3	16.3	16.3	15.6	
		kW	0.51	0.73	0.79	0.87	0.97	1.05	1.15	1.24	1.36	1.48	1.56	1.70	1.81	1.93	2.10	2.30	2.34	
80		TC	13.1	13.1	13.1	13.1	13.1	13.1	13.1	13.0	13.0	13.0	13.0	13.0	13.0	13.0	13.0	13.0	12.9	12.9
		kW	0.40	0.58	0.64	0.70	0.78	0.84	0.93	1.02	1.13	1.19	1.28	1.36	1.45	1.58	1.70	1.82	1.96	
680		60	TC	29.9	29.9	29.9	29.9	29.9	29.8	29.7	29.7	27.8	26.0	26.6	24.8	24.7	23.4	22.3	21.3	19.7
			kW	1.04	1.37	1.49	1.61	1.77	1.88	2.06	2.28	2.25	2.18	2.48	2.41	2.34	2.27	2.21	2.14	2.10
		70	TC	22.2	22.2	22.2	22.2	22.2	22.1	22.1	22.1	22.0	22.0	22.0	22.0	21.0	19.8	18.9	18.5	17.6
			kW	0.74	1.00	1.08	1.18	1.29	1.41	1.57	1.69	1.83	1.93	2.11	2.27	2.46	2.45	2.38	2.30	2.24
	75	TC	18.2	18.2	18.2	18.2	18.2	18.2	18.2	18.1	18.1	18.1	18.1	18.1	18.0	18.0	18.0	17.1	15.8	
		kW	0.60	0.82	0.89	0.97	1.08	1.17	1.27	1.37	1.54	1.63	1.75	1.87	1.99	2.15	2.34	2.40	2.33	
	80	TC	14.4	14.4	14.4	14.4	14.4	14.4	14.4	14.4	14.4	14.4	14.4	14.4	14.4	14.4	14.3	14.2	14.2	
		kW	0.47	0.66	0.72	0.79	0.87	0.94	1.05	1.13	1.24	1.31	1.41	1.50	1.63	1.74	1.82	2.01	2.17	
	720	60	TC	32.7	32.7	32.7	32.7	32.7	32.4	32.4	30.4	28.2	26.1	26.9	25.0	24.8	23.5	22.5	21.4	19.9
			kW	1.19	1.54	1.66	1.80	1.96	2.11	2.30	2.29	2.23	2.17	2.46	2.40	2.34	2.27	2.21	2.15	2.10
		70	TC	24.3	24.3	24.3	24.3	24.3	24.2	24.2	24.1	24.1	24.0	24.0	24.0	22.9	21.6	20.6	19.7	18.2
			kW	0.84	1.13	1.22	1.32	1.48	1.58	1.73	1.86	2.01	2.14	2.35	2.53	2.52	2.45	2.38	2.31	2.26
75		TC	19.9	19.9	19.9	19.9	19.9	19.9	19.9	19.8	19.8	19.8	19.8	19.7	19.7	19.7	19.0	17.4	16.1	
		kW	0.69	0.93	1.00	1.09	1.20	1.29	1.41	1.57	1.69	1.79	1.93	2.05	2.20	2.39	2.48	2.40	2.34	
80		TC	15.8	15.8	15.8	15.8	15.8	15.8	15.7	15.7	15.7	15.7	15.7	15.7	15.7	15.7	15.6	15.6	15.6	
		kW	0.55	0.75	0.82	0.89	0.97	1.06	1.16	1.24	1.36	1.44	1.55	1.68	1.79	1.89	2.04	2.23	2.40	
960		60	TC	39.0	39.0	38.9	38.8	38.0	35.8	34.0	31.3	28.7	27.8	27.3	25.8	26.4	25.0	23.9	22.8	21.1
			kW	1.66	1.96	2.11	2.30	2.41	2.36	2.36	2.30	2.24	2.21	2.49	2.44	2.38	2.33	2.27	2.23	2.19
		70	TC	29.1	29.1	29.1	29.1	29.1	29.0	29.0	28.7	28.2	27.4	27.0	25.2	26.2	24.7	23.6	22.5	20.8
			kW	1.35	1.45	1.58	1.70	1.85	1.98	2.14	2.31	2.45	2.40	2.69	2.63	2.56	2.50	2.44	2.38	2.33
	75	TC	24.0	24.0	24.0	24.0	23.9	23.9	23.9	23.8	23.8	23.7	23.7	23.7	23.1	21.4	19.6	17.9	16.6	
		kW	0.98	1.20	1.30	1.41	1.52	1.67	1.81	1.94	2.08	2.20	2.39	2.57	2.67	2.60	2.53	2.47	2.42	
	80	TC	19.1	19.1	19.1	19.1	19.1	19.1	19.1	19.1	19.1	19.1	19.0	19.0	18.8	18.8	18.8	17.7	16.4	
		kW	0.79	0.99	1.07	1.15	1.26	1.35	1.45	1.55	1.72	1.81	1.95	2.06	2.18	2.35	2.54	2.56	2.50	

Table 10

TC refers to total capacity in KBTU/hr S/T: refer to the ratio of sensible heat and total capacity kW: refer to total input power

BOVB20-36 + BVA20-36 For Heating																				
Airflow (CFM)	ID (°F)	OD (°F)	86	72	67	62	57	52	47	42	37	32	27	22	17	12	7	2	-4	
700	60	TC	29.6	29.6	29.6	29.6	29.6	29.3	29.2	29.3	29.3	29.3	29.3	27.7	25.9	24.0	22.1	20.4	18.8	
		kW	1.10	1.46	1.61	1.74	1.89	2.02	2.20	2.53	2.77	2.98	3.28	3.21	3.18	3.08	2.97	2.86	2.77	
	70	TC	22.8	22.8	22.6	22.6	22.6	22.6	22.6	22.6	22.6	22.5	22.4	22.4	22.4	22.5	22.5	21.5	19.8	18.2
		kW	0.84	1.08	1.20	1.30	1.43	1.54	1.67	1.92	2.08	2.19	2.41	2.60	2.90	3.15	3.21	3.09	3.09	2.99
	75	TC	19.1	19.1	19.0	19.0	19.0	19.0	19.0	19.0	19.0	19.0	19.0	19.0	18.8	18.9	18.9	18.9	18.9	18.0
		kW	0.74	0.92	1.00	1.09	1.20	1.30	1.42	1.59	1.73	1.88	2.04	2.15	2.39	2.60	2.82	3.10	3.10	3.12
80	TC	15.5	15.5	15.5	15.5	15.5	15.5	15.5	15.6	15.5	15.5	15.5	15.5	15.5	15.6	15.4	15.4	15.4	14.4	
	kW	0.69	0.74	0.82	0.90	0.99	1.07	1.16	1.32	1.46	1.54	1.66	1.78	1.96	2.09	2.28	2.51	2.51	2.51	
820	60	TC	34.0	34.0	34.0	33.7	33.7	33.6	33.6	33.7	32.2	30.2	30.1	28.2	26.2	24.3	22.5	20.7	19.2	
		kW	1.45	1.74	1.89	2.03	2.22	2.40	2.62	3.01	3.03	2.94	3.22	3.12	3.11	3.01	2.91	2.82	2.75	
	70	TC	26.0	26.0	26.0	26.0	26.0	26.0	25.9	25.9	25.9	25.9	25.9	25.9	25.7	23.8	21.8	20.2	18.7	
		kW	1.04	1.30	1.43	1.56	1.68	1.83	1.99	2.21	2.43	2.60	2.84	3.08	3.37	3.26	3.14	3.04	2.96	
	75	TC	21.9	21.9	21.9	21.9	21.9	21.8	21.8	21.7	21.8	21.6	21.6	21.6	21.7	21.7	21.6	19.8	18.3	
		kW	0.98	1.10	1.19	1.29	1.42	1.52	1.65	1.83	2.05	2.15	2.35	2.53	2.81	3.05	3.28	3.17	3.08	
80	TC	18.0	18.0	18.0	18.0	18.0	17.9	17.9	18.0	17.9	17.9	17.9	17.9	17.9	17.8	17.8	17.8	17.9	17.9	
	kW	0.84	0.90	0.98	1.07	1.16	1.26	1.37	1.54	1.68	1.79	1.93	2.07	2.27	2.46	2.67	2.93	3.17		
960	60	TC	39.3	39.3	38.5	36.1	34.3	32.0	30.0	29.4	26.8	24.7	24.6	22.7	24.0	22.1	20.3	18.7	17.1	
		kW	1.62	2.18	2.24	2.18	2.16	2.10	2.09	2.26	2.20	2.14	2.39	2.32	2.48	2.42	2.34	2.28	2.23	
	70	TC	28.9	28.9	28.8	28.8	28.8	28.7	28.7	28.6	26.0	24.1	24.0	22.2	23.5	21.6	19.8	18.2	16.6	
		kW	1.07	1.43	1.55	1.72	1.90	2.08	2.28	2.52	2.43	2.36	2.62	2.55	2.70	2.63	2.56	2.47	2.42	
	75	TC	23.8	23.8	23.7	23.7	23.4	23.4	23.3	25.4	25.3	23.7	23.6	21.8	22.1	20.2	18.2	16.4	14.9	
		kW	0.83	1.15	1.25	1.40	1.48	1.64	1.81	2.28	2.52	2.49	2.76	2.67	2.84	2.76	2.67	2.59	2.52	
80	TC	18.6	18.6	18.6	18.6	18.6	18.6	18.5	19.8	19.8	19.9	19.8	19.8	21.7	19.9	17.9	16.0	14.5		
	kW	0.62	0.89	0.96	1.08	1.17	1.31	1.44	1.76	1.95	2.11	2.34	2.55	2.98	2.88	2.80	2.70	2.63		
1150	60	TC	42.1	42.0	41.3	38.8	37.0	34.7	32.8	31.8	29.3	27.2	27.1	25.2	26.3	24.4	22.5	20.9	19.4	
		kW	1.84	2.40	2.46	2.40	2.38	2.32	2.30	2.50	2.44	2.38	2.63	2.56	2.74	2.68	2.61	2.54	2.49	
	70	TC	31.6	31.6	31.6	31.6	31.6	31.5	31.5	31.1	28.5	26.6	26.5	24.6	25.8	23.9	22.0	20.4	18.9	
		kW	1.28	1.65	1.77	1.94	2.11	2.29	2.49	2.76	2.67	2.60	2.86	2.79	2.97	2.89	2.82	2.73	2.68	
	75	TC	26.6	26.6	26.5	26.5	26.1	26.1	26.0	27.9	27.8	26.2	26.1	24.3	24.4	22.4	20.4	18.7	17.2	
		kW	1.05	1.37	1.47	1.61	1.70	1.85	2.03	2.52	2.76	2.73	3.00	2.91	3.10	3.02	2.93	2.85	2.79	
80	TC	21.4	21.4	21.3	21.3	21.3	21.3	21.2	22.3	22.3	22.4	22.3	22.3	24.0	22.1	20.1	18.3	16.8		
	kW	0.84	1.10	1.18	1.29	1.39	1.53	1.66	2.00	2.19	2.35	2.58	2.79	3.24	3.15	3.06	2.97	2.89		
1300	60	TC	44.8	44.7	44.0	41.6	39.7	37.4	35.5	34.3	31.7	29.7	29.6	27.7	28.5	26.6	25.8	23.2	21.6	
		kW	2.05	2.61	2.67	2.61	2.60	2.54	2.52	2.74	2.68	2.62	2.87	2.80	3.01	2.94	2.87	2.80	2.75	
	70	TC	34.4	34.4	34.3	34.3	34.3	34.2	34.2	33.6	31.0	29.1	29.0	27.1	28.0	26.1	25.1	22.7	21.1	
		kW	1.50	1.86	1.98	2.16	2.33	2.51	2.71	3.00	2.91	2.84	3.10	3.02	3.23	3.16	3.08	3.00	2.94	
	75	TC	29.3	29.3	29.2	29.2	28.9	28.9	28.8	30.4	30.3	28.7	28.6	26.8	26.6	24.6	22.7	20.9	19.4	
		kW	1.27	1.59	1.68	1.83	1.92	2.07	2.24	2.76	3.00	2.97	3.24	3.15	3.37	3.28	3.20	3.11	3.05	
80	TC	24.1	24.1	24.0	24.0	24.0	24.0	23.9	24.8	24.8	24.9	24.8	24.8	26.2	24.4	22.4	20.5	19.0		
	kW	1.05	1.32	1.40	1.51	1.60	1.74	1.87	2.24	2.43	2.59	2.82	3.02	3.51	3.41	3.33	3.23	3.16		

Table 11

TC refers to total capacity in kBTU/hr S/T: refer to the ratio of sensible heat and total capacity kW: refer to total input power



BOVB20-60 + BVA20-48 For Heating																			
Airflow (CFM)	ID (°F)	OD (°F)	86	72	67	62	57	52	47	42	37	32	27	22	17	12	7	2	-4
1120	60	TC	48.6	48.6	48.6	48.5	48.5	48.5	48.2	46.8	45.9	43.1	40.4	39.1	39.0	37.6	35.9	34.1	32.3
		kW	1.86	2.26	2.47	2.68	2.91	3.14	3.39	3.90	4.10	4.30	4.51	4.74	4.98	5.23	5.49	5.76	6.05
	70	TC	37.4	37.4	37.3	37.4	37.3	37.3	37.3	38.4	38.6	38.4	36.5	35.3	35.3	34.0	32.4	30.9	29.2
		kW	1.48	1.77	1.89	2.03	2.22	2.37	2.58	2.97	3.24	3.44	3.62	3.96	4.13	4.02	3.94	3.88	3.73
	75	TC	31.6	31.6	31.5	31.5	31.5	31.5	31.4	32.4	32.6	32.6	32.6	32.4	33.7	33.6	31.9	30.1	27.9
		kW	1.28	1.54	1.63	1.75	1.89	2.01	2.15	2.50	2.72	2.90	3.15	3.36	3.77	4.08	4.32	4.16	4.02
80	TC	26.0	26.0	26.0	26.0	26.0	26.0	25.9	26.8	26.9	26.9	26.9	26.9	28.0	27.7	27.7	27.7	27.4	
	kW	1.10	1.32	1.41	1.49	1.62	1.71	1.84	2.07	2.24	2.40	2.57	2.77	3.10	3.31	3.59	3.92	4.20	
1240	60	TC	52.2	52.2	52.1	52.0	52.0	51.7	51.8	50.2	46.4	43.4	41.3	39.9	39.9	38.5	36.8	34.9	33.1
		kW	1.96	2.51	2.69	2.92	3.16	3.40	3.70	3.84	3.70	3.55	3.74	4.09	4.26	4.15	4.08	4.00	3.86
	70	TC	40.2	40.1	40.1	40.1	40.0	39.9	39.9	41.2	41.2	41.2	39.2	37.9	37.8	36.6	34.8	33.1	31.4
		kW	1.54	1.93	2.04	2.22	2.38	2.57	2.79	3.21	3.48	3.75	3.93	4.31	4.50	4.38	4.30	4.22	4.06
	75	TC	33.8	33.8	33.7	33.7	33.7	33.7	33.6	34.7	34.8	34.8	34.7	34.7	36.2	34.4	32.9	31.2	29.3
		kW	1.35	1.67	1.75	1.87	2.02	2.15	2.37	2.69	2.93	3.12	3.38	3.63	4.09	4.13	4.01	3.93	3.76
80	TC	27.9	27.9	27.8	27.8	27.8	27.8	27.8	28.7	28.6	28.6	28.6	28.6	29.9	29.7	29.8	29.7	27.7	
	kW	1.20	1.43	1.51	1.60	1.73	1.83	1.96	2.22	2.43	2.57	2.78	2.98	3.32	3.57	3.88	4.25	4.19	
1420	60	TC	57.4	57.4	57.4	57.2	57.1	56.5	53.6	50.6	47.0	43.9	41.7	40.4	40.3	38.9	37.1	35.3	33.4
		kW	2.19	2.88	3.07	3.31	3.58	3.79	3.74	3.78	3.67	3.57	3.75	4.11	4.28	4.17	4.10	4.02	3.87
	70	TC	44.3	44.3	44.2	44.1	44.1	44.0	43.9	45.4	45.4	43.0	40.8	39.6	39.4	38.1	36.3	34.5	32.7
		kW	1.74	2.16	2.31	2.49	2.70	2.90	3.17	3.63	3.94	3.89	4.08	4.47	4.66	4.54	4.46	4.38	4.22
	75	TC	37.3	37.3	37.2	37.2	37.0	37.1	37.1	38.3	38.3	38.3	38.3	38.3	39.4	37.4	35.9	33.9	31.9
		kW	1.51	1.87	1.97	2.10	2.25	2.44	2.65	3.03	3.28	3.50	3.82	4.11	4.60	4.65	4.51	4.42	4.23
80	TC	30.7	30.7	30.6	30.6	30.6	30.6	30.5	31.6	31.6	31.6	31.6	31.6	32.8	32.8	32.8	30.5	28.2	
	kW	1.34	1.61	1.69	1.79	1.93	2.05	2.19	2.52	2.72	2.89	3.13	3.34	3.72	4.02	4.38	4.48	4.52	
1580	60	TC	62.8	62.6	62.6	62.6	60.8	57.4	54.4	45.8	42.2	39.1	37.1	35.9	40.5	39.1	37.2	35.4	33.5
		kW	2.54	3.25	3.47	3.76	3.87	3.77	3.73	4.21	4.07	3.97	4.16	4.56	4.30	4.19	4.11	4.04	3.89
	70	TC	48.5	48.5	48.5	48.3	48.3	48.2	48.0	49.7	46.5	43.6	41.5	40.1	40.0	38.6	36.9	35.0	33.2
		kW	1.97	2.44	2.62	2.82	3.05	3.27	3.52	4.07	4.02	3.91	4.11	4.50	4.69	4.56	4.49	4.40	4.24
	75	TC	40.9	40.9	40.9	40.8	40.8	40.7	40.6	42.0	42.0	41.9	41.9	39.6	39.9	37.9	36.3	34.3	32.3
		kW	1.71	2.10	2.22	2.39	2.57	2.75	2.97	3.40	3.68	3.94	4.31	4.57	4.62	4.67	4.53	4.44	4.25
80	TC	33.8	33.7	33.6	33.6	33.6	33.6	33.5	34.6	34.7	34.7	34.6	34.6	36.1	36.1	33.9	31.1	28.8	
	kW	1.51	1.82	1.90	2.01	2.16	2.29	2.50	2.83	3.05	3.25	3.49	3.74	4.18	4.53	4.52	4.61	4.66	
1780	60	TC	67.4	67.4	67.4	64.6	61.5	57.9	54.6	51.5	47.6	44.9	42.7	41.4	41.3	39.9	37.9	36.1	34.2
		kW	3.19	3.58	3.86	3.87	3.82	3.74	3.69	3.76	3.66	3.60	3.77	4.14	4.73	4.60	4.51	4.44	4.27
	70	TC	52.4	52.4	52.4	52.3	52.3	51.8	51.8	50.9	47.0	44.0	41.7	40.4	40.4	39.0	37.1	35.3	33.5
		kW	2.49	2.68	2.91	3.13	3.37	3.59	3.88	4.13	4.10	4.09	4.29	4.71	5.38	5.24	5.14	5.05	4.86
	75	TC	44.4	44.4	44.4	44.3	44.3	44.2	44.0	45.4	45.4	44.4	43.3	40.5	40.2	38.1	36.6	34.5	32.5
		kW	2.12	2.29	2.46	2.63	2.85	3.04	3.27	3.75	4.06	4.08	4.69	4.56	5.07	5.12	4.97	4.86	4.66
80	TC	36.6	36.6	36.6	36.6	36.6	36.5	36.4	37.6	37.8	37.7	37.5	37.5	39.1	37.1	34.3	31.4	29.1	
	kW	1.72	1.97	2.08	2.22	2.37	2.55	2.73	3.12	3.37	3.54	3.85	4.13	5.08	5.12	4.96	5.07	5.11	

Table 12

TC refers to total capacity in kBTU/hr S/T: refer to the ratio of sensible heat and total capacity kW: refer to total input power

BOVB20-60 + BVA20-60 For Heating																				
Airflow (CFM)	ID (°F)	OD (°F)	86	72	67	62	57	52	47	42	37	32	27	22	17	12	7	2	-4	
1150	60	TC	55.5	55.5	55.5	55.4	55.4	55.1	54.9	54.9	54.3	50.8	48.2	44.1	41.3	39.3	38.1	35.5	32.5	
		kW	2.26	2.65	2.91	3.17	3.45	3.69	4.03	4.45	4.83	5.07	5.44	5.63	5.91	6.21	6.52	6.84	7.19	
	70	TC	41.8	41.8	41.7	41.7	41.6	41.6	41.5	41.4	41.4	41.2	39.1	36.7	34.2	33.3	32.6	31.9	29.5	
		kW	1.86	2.00	2.16	2.32	2.51	2.71	2.98	3.25	3.51	3.78	3.89	4.00	4.04	3.97	3.90	3.81	3.77	
	75	TC	34.6	34.6	34.6	34.5	34.5	34.5	34.4	34.3	34.3	34.3	34.2	34.0	34.0	34.0	32.4	31.0	29.2	27.6
		kW	1.64	1.71	1.83	1.96	2.13	2.27	2.44	2.64	2.92	3.13	3.42	3.61	3.89	3.89	3.73	3.62	3.54	
	80	TC	27.8	27.8	27.8	27.8	27.8	27.7	27.7	27.6	27.5	27.5	27.5	27.5	27.5	27.4	27.3	27.3	27.3	
		kW	1.38	1.46	1.55	1.65	1.77	1.88	2.04	2.18	2.36	2.50	2.71	2.89	3.11	3.32	3.60	3.93	4.27	
1310	60	TC	60.9	60.9	60.9	60.5	60.3	60.2	60.1	59.5	54.9	51.4	48.7	44.5	42.2	41.5	39.0	35.9	33.3	
		kW	2.40	3.01	3.29	3.53	3.84	4.15	4.52	4.93	4.74	4.60	5.73	5.54	5.35	5.18	5.00	4.83	4.68	
	70	TC	45.8	45.8	45.8	45.8	45.7	45.7	45.6	45.4	45.2	45.2	42.9	40.2	37.5	36.6	35.7	33.4	31.2	
		kW	1.79	2.22	2.39	2.59	2.81	3.06	3.33	3.63	3.93	4.24	4.69	5.07	5.53	5.61	5.41	5.22	5.07	
	75	TC	38.0	38.0	38.0	38.0	37.9	37.9	37.8	37.8	37.8	37.8	37.4	37.5	37.4	36.4	35.1	32.8	30.5	
		kW	1.65	1.89	2.02	2.18	2.34	2.51	2.69	3.00	3.25	3.48	3.76	4.04	4.36	5.61	5.41	5.22	5.07	
	80	TC	30.5	30.5	30.5	30.5	30.5	30.4	30.5	30.5	30.4	30.4	30.4	30.4	30.4	30.1	30.0	30.0	30.0	
		kW	1.46	1.59	1.71	1.82	1.95	2.10	2.24	2.40	2.61	2.77	3.02	3.22	3.41	3.69	4.01	4.41	4.77	
1480	60	TC	67.5	67.5	67.0	67.0	66.9	66.8	66.0	60.3	55.4	51.8	51.1	51.5	48.0	44.6	41.2	37.8	35.2	
		kW	2.71	3.54	3.75	4.09	4.42	4.80	5.05	4.85	4.68	4.56	5.44	5.48	5.31	5.15	4.98	4.82	4.69	
	70	TC	50.9	50.9	50.9	50.9	50.9	50.8	50.4	50.4	50.3	50.3	47.8	44.8	41.7	40.7	39.7	37.1	35.2	
		kW	2.04	2.57	2.75	2.99	3.25	3.49	3.73	4.14	4.51	4.88	5.03	5.17	5.22	5.12	5.04	4.92	4.88	
	75	TC	42.3	42.3	42.3	42.2	42.2	42.2	42.1	42.0	41.9	41.7	41.7	41.7	41.6	39.6	37.9	35.9	33.7	
		kW	1.76	2.18	2.30	2.47	2.65	2.86	3.12	3.41	3.65	3.92	4.30	4.63	5.02	5.02	4.83	4.68	4.57	
	80	TC	34.1	34.1	34.1	34.1	34.0	34.0	34.0	33.6	33.9	33.9	33.9	33.5	33.4	33.4	33.4	33.4	33.1	
		kW	1.52	1.83	1.93	2.05	2.22	2.35	2.53	2.71	2.96	3.18	3.45	3.62	3.90	4.20	4.58	5.05	5.50	
1720	60	TC	74.5	74.0	73.9	73.9	73.9	70.6	66.7	54.7	50.4	47.1	44.8	42.0	43.6	42.6	41.5	38.9	36.3	
		kW	3.17	4.08	4.33	4.70	5.09	5.08	5.01	5.45	5.27	5.15	2.43	5.92	5.25	5.11	5.02	4.93	4.75	
	70	TC	56.2	56.1	56.3	56.2	56.0	55.2	55.0	54.9	54.1	52.4	49.9	46.7	43.5	42.4	41.4	38.8	36.2	
		kW	2.34	2.95	3.16	3.42	3.70	3.92	4.24	4.68	4.90	4.97	5.12	5.26	5.31	5.21	5.13	5.01	4.96	
	75	TC	46.8	46.8	46.8	46.7	46.6	46.6	46.5	46.1	46.0	46.0	46.0	46.0	43.0	40.9	39.2	37.0	34.9	
		kW	2.00	2.47	2.62	2.81	3.04	3.29	3.54	3.83	4.15	4.45	4.91	5.31	5.56	5.56	5.33	5.17	5.06	
	80	TC	37.8	37.8	37.7	37.7	37.6	37.6	37.4	37.4	37.4	37.4	37.1	37.1	37.0	37.0	37.0	36.4	33.7	
		kW	1.73	2.07	2.19	2.33	2.50	2.65	2.83	3.09	3.38	3.60	3.84	4.12	4.41	4.80	5.22	5.68	5.53	
1880	60	TC	79.5	79.3	79.3	79.3	75.5	71.0	67.1	61.2	56.7	53.0	53.2	52.6	48.9	45.5	42.1	39.3	36.6	
		kW	3.55	4.52	4.79	5.22	5.16	5.03	4.97	4.81	4.68	4.57	5.41	5.47	5.92	5.76	5.60	5.44	5.31	
	70	TC	60.3	60.3	60.4	60.3	59.7	59.5	59.6	59.7	55.6	53.0	50.4	47.1	44.0	42.9	41.8	39.1	36.0	
		kW	2.58	3.27	3.48	3.76	4.01	4.31	4.66	5.16	5.10	4.97	5.12	5.26	5.91	5.80	5.71	5.58	5.52	
	75	TC	50.2	50.2	50.2	50.0	50.0	50.0	49.9	49.4	49.3	49.3	49.3	49.3	43.6	41.4	39.7	37.5	35.3	
		kW	2.19	2.69	2.87	3.06	3.35	3.59	3.86	4.19	4.55	4.90	5.41	5.85	6.68	6.68	6.41	6.21	6.07	
	80	TC	40.5	40.5	40.5	40.5	40.4	40.3	40.3	40.3	40.3	40.0	39.8	39.8	39.8	39.8	39.8	39.8	34.1	
		kW	1.88	2.27	2.38	2.54	2.71	2.88	3.10	3.41	3.68	3.87	4.20	4.51	5.40	5.85	6.45	6.34	6.17	

Table 13

TC refers to total capacity in kBTU/hr S/T: refer to the ratio of sensible heat and total capacity kW: refer to total input power

## 5 AHRI 210/240 Performance Data

### 5.1 SEER Data

Outdoor Unit Model	Indoor Unit Model	Furnace Model	Cooling Capacity (BTU/h)			Heating Capacity			CFM
	Coils/Air Handlers		Total	EER <sup>2</sup>	SEER <sup>1</sup>	Hi	HSPF <sup>3</sup>	Low <sup>4</sup>	
BOVB-36HDN1-M20G	BVA-24WN1-M20	/	24000	14	20.5	24000	10.5	23000	860/680
BOVB-36HDN1-M20G	BVA-36WN1-M20	/	34600	12.5	20	34200	10.5	28000	1150/820
BOVB-60HDN1-M20G	BVA-48WN1-M20	/	47500	13.5	20	48000	10.5	40000	1530/1100
BOVB-60HDN1-M20G	BVA-60WN1-M20	/	54500	12.5	19	56000	10.5	44000	1750/1350
BOVB-36HDN1-M20G	BMAC2430ANTD	/	23400	11.8	16	23400	9.5	18000	750
BOVB-36HDN1-M20G	BMAC2430BNTD	/	23600	11.8	16	23800	9.5	18000	800
BOVB-36HDN1-M20G	BMAC3036ANTD	/	32000	10.8	16	33600	9.5	22000	900
BOVB-36HDN1-M20G	BMAC3036BNTD	/	32400	11.2	16	33800	9.5	23000	1000
BOVB-36HDN1-M20G	BMAC3036CNTD	/	32600	11.4	16	34000	9.5	23000	1050
BOVB-36HDN1-M20G	BMAC4248BNTF	/	33000	11.2	16	33800	9.5	24000	1000
BOVB-36HDN1-M20G	BMAC4248CNTF	/	33200	11.2	16	34200	9.5	24000	1050
BOVB-36HDN1-M20G	BMAC4248DNTF	/	33400	11.2	16	34200	9.5	24000	1100
BOVB-60HDN1-M20G	BMAC4248BNTF	/	43000	11.2	16	45500	9.5	31400	1200
BOVB-60HDN1-M20G	BMAC4248CNTF	/	44000	11.8	16	46500	9.5	32000	1350
BOVB-60HDN1-M20G	BMAC4248DNTF	/	45000	11.8	16	47500	9.5	32000	1450
BOVB-60HDN1-M20G	BMAC4860CNTF	/	55000	10.5	16	55500	9.5	38000	1350
BOVB-60HDN1-M20G	BMAC4860DNTF	/	56000	10.5	16	56000	9.5	39000	1500
BOVB-36HDN1-M20G	BMAC2430ANTD	BGH96M060B3B	24000	13	18.5	24000	10	18000	820/630
BOVB-36HDN1-M20G	BMAC2430ANTD	BGH96M080B3B	24000	13	18.5	24000	10	18000	800/580
BOVB-36HDN1-M20G	BMAC2430BNTD	BGH96M060B3B	24000	13.5	19	24000	10	19000	860/680
BOVB-36HDN1-M20G	BMAC2430BNTD	BGH96M080B3B	24000	13.5	19	24000	10	19000	840/630
BOVB-36HDN1-M20G	BMAC3036ANTD	BGH96M060B3B	32200	11.2	17	34000	10	25000	1050/800
BOVB-36HDN1-M20G	BMAC3036ANTD	BGH96M080B3B	32200	11.2	17	34000	10	25000	1020/800
BOVB-36HDN1-M20G	BMAC3036BNTD	BGH96M060B3B	33000	11.6	17.5	34200	10	25000	1100/850
BOVB-36HDN1-M20G	BMAC3036BNTD	BGH96M080B3B	33000	11.6	17.5	34200	10	25000	1070/850
BOVB-36HDN1-M20G	BMAC3036CNTD	BGH96M080C4B	33600	12	18	34200	10	25000	1050/820
BOVB-36HDN1-M20G	BMAC3036CNTD	BGH96M100C5B	33600	12	18	34200	10	25000	1150/750
BOVB-36HDN1-M20G	BMAC4248BNTF	BGH96M080B3B	33000	12.5	18.5	34200	10	26000	1000/850
BOVB-36HDN1-M20G	BMAC4248CNTF	BGH96M100C5B	33000	12.5	18.5	34200	10	26000	1100/800
BOVB-60HDN1-M20G	BMAC4248BNTF	BGH96M080B3B	43000	11.2	18	45000	9.5	34000	1250/1050
BOVB-60HDN1-M20G	BMAC4248CNTF	BGH96M080C4B	44000	12	18.5	46000	10	35000	1250/1050
BOVB-60HDN1-M20G	BMAC4248CNTF	BGH96M100C5B	45000	12.5	18.5	46500	10	35000	1450/1150
BOVB-60HDN1-M20G	BMAC4248DNTF	BGH96M100D5B	45500	12.5	18.5	47000	10	35000	1500/1200
BOVB-60HDN1-M20G	BMAC4248DNTF	BGH96M120D5B	45500	12.5	18.5	47000	10	35000	1500/1200
BOVB-60HDN1-M20G	BMAC4860CNTF	BGH96M100C5B	52000	12	18	53500	10	37000	1450/1150
BOVB-60HDN1-M20G	BMAC4860DNTF	BGH96M100D5B	52000	12.5	18.5	54000	10	38000	1500/1200
BOVB-60HDN1-M20G	BMAC4860DNTF	BGH96M120D5B	52000	12.5	18.5	54000	10	38000	1500/1200

Table 14

<sup>1</sup> Seasonal Energy Efficiency Ratio; Certified per AHRI 210/240

<sup>2</sup> Energy Efficiency Ratio; Certified per AHRI 210/240

<sup>3</sup> HSPF = Heating Seasonal Performance Factor; Certified per AHRI 210/240

<sup>4</sup> Jumper cut or dip switch off

 Items in **bold** boxes meet the requirements for ENERGY STAR v5.0


Always check the rating plate for electrical data on the unit being installed. The above data are for reference only.

## 5.2 SEER2 Data

System Configuration	Outdoor Unit Model	Indoor Unit Model	Furnace Model	Cooling Capacity (BTU/h)			Heating Capacity			CFM	
		Coils/Air Handlers		Total	EER2 <sup>2</sup>	SEER2 <sup>1</sup>	Hi	HSPF2 <sup>3</sup>	Low <sup>4</sup>		
BOVB20 with BVA20	BOVB-36HDN1-M20G	BVA-24WN1-M20	/	24000	13	20	24000	9.5	22400	720/560	*
	BOVB-36HDN1-M20G	BVA-36WN1-M20	/	34200	12	19	34200	9.5	28000	1170/880	
	BOVB-60HDN1-M20G	BVA-48WN1-M20	/	47000	12	18.5	48000	9.5	40000	1580/1100	*
	BOVB-60HDN1-M20G	BVA-60WN1-M20	/	52000	11.7	18	55000	9.5	43500	1720/1310	
BOVB20 with 96% Gas	BOVB-36HDN1-M20G	BMAC2430ANTD	BGH96M060B3B	23800	12	18	24000	9	19600	740/540	*
	BOVB-36HDN1-M20G	BMAC2430ANTD	BGH96M080B3B	23800	12	18	24000	9	19600	750/560	*
	BOVB-36HDN1-M20G	BMAC2430BNTD	BGH96M060B3B	24000	12	18.5	24000	9	20000	760/550	*
	BOVB-36HDN1-M20G	BMAC2430BNTD	BGH96M080B3B	24000	12	18.5	24000	9	20000	750/560	*
	BOVB-36HDN1-M20G	BMAC3036ANTD	BGH96M060B3B	32800	10.6	17.5	34000	9	25000	1090/840	
	BOVB-36HDN1-M20G	BMAC3036ANTD	BGH96M080B3B	32800	10.6	17.5	34000	9	25000	1050/840	
	BOVB-36HDN1-M20G	BMAC3036BNTD	BGH96M060B3B	33600	11	17.5	34200	9	25000	1120/870	
	BOVB-36HDN1-M20G	BMAC3036BNTD	BGH96M080B3B	33600	11	17.5	34200	9	25000	1060/850	
	BOVB-36HDN1-M20G	BMAC3036CNTD	BGH96M080C4B	33600	11	17.5	34200	9	25000	1100/870	
	BOVB-36HDN1-M20G	BMAC3036CNTD	BGH96M100C5B	33200	11.2	17.5	34200	9	25000	1000/780	
	BOVB-36HDN1-M20G	BMAC4248BNTF	BGH96M080B3B	33000	11.2	18.5	34200	9	25600	1100/880	
	BOVB-36HDN1-M20G	BMAC4248CNTF	BGH96M100C5B	33000	12	18.5	34200	9	25600	1060/840	*
	BOVB-60HDN1-M20G	BMAC4248BNTF	BGH96M080B3B	42500	11.7	17	43500	8.8	35000	1120/880	*
	BOVB-60HDN1-M20G	BMAC4248CNTF	BGH96M080C4B	42500	11.7	17	44500	8.8	35000	1130/900	*
	BOVB-60HDN1-M20G	BMAC4248CNTF	BGH96M100C5B	45000	11.7	17.5	46500	8.8	35600	1370/1150	
	BOVB-60HDN1-M20G	BMAC4248DNTF	BGH96M100D5B	45500	11.7	17.5	47000	9	35600	1480/1200	*
	BOVB-60HDN1-M20G	BMAC4248DNTF	BGH96M120D5B	45500	11.7	17.5	47000	9	35600	1480/1200	*
	BOVB-60HDN1-M20G	BMAC4860CNTF	BGH96M100C5B	51500	11.4	18	53500	8.5	38000	1370/1150	
	BOVB-60HDN1-M20G	BMAC4860DNTF	BGH96M100D5B	52000	11.7	18	54000	8.5	38500	1460/1170	
	BOVB-60HDN1-M20G	BMAC4860DNTF	BGH96M120D5B	52000	11.7	18	54000	8.5	38500	1460/1170	

Table 15

<sup>1</sup> Seasonal Energy Efficiency Ratio; Certified per AHRI 210/240

<sup>2</sup> Energy Efficiency Ratio; Certified per AHRI 210/240

<sup>3</sup> HSPF = Heating Seasonal Performance Factor; Certified per AHRI 210/240

<sup>4</sup> Jumper cut or dip switch off

Items in **bold** boxes meet the requirements for ENERGY STAR v6.1

\* Denotes combinations that meet ENERGY STAR v6.1 Cold Climate

## 6 Suction Corrected Factor

Model Size		2 Ton	3 Ton	4 Ton	5 Ton
BOVB-Suction Line Connection Size		3/4	3/4	7/8	7/8
Suction Line Run - Feet		3/4 STD	3/4 STD	7/8 STD	7/8 STD
		5/8 OPT	5/8 OPT	3/4 OPT	3/4 OPT
25'	Standard	1	1	1	1
	Optional	1	0.99	0.99	0.98
50'	Standard	0.99	0.99	0.99	0.99
	Optional	0.99	0.98	0.98	0.97
100'	Standard	0.99	0.98	0.98	0.97
	Optional	0.98	0.95	0.97	0.95
150'	Standard	0.97	0.96	0.96	0.95
	Optional	0.96	0.93	0.95	0.93

Table 16

Std: Standard size  
Opt: Optional size



Using suction line larger than shown in chart will result in poor oil return and is not recommended.

## 7 Sound Data

Model	Sound Power Level [dB(A)]	Full Octave Linear Sound Power Level dB -Center Frequency -Hz								Sound Power Level [dB(A)] with Sound Blanket
		100	125	250	500	1000	2000	4000	8000	
3 Ton	56 (Low)	26.1	28.9	37.5	44.4	48.1	42.5	47.1	40.7	Sound Blanket - Standard
	77 (High)	48.4	54.3	60.5	66.2	68.7	63.6	62.3	53.7	
5 Ton	60 (Low)	30.5	36.0	47.6	50.1	48.5	50.1	50.5	41.3	
	79 (High)	51.6	47.6	62.3	67.0	68.6	64.2	64.6	56.5	

Table 17 IDS Sound power level

## 8 Dimensions

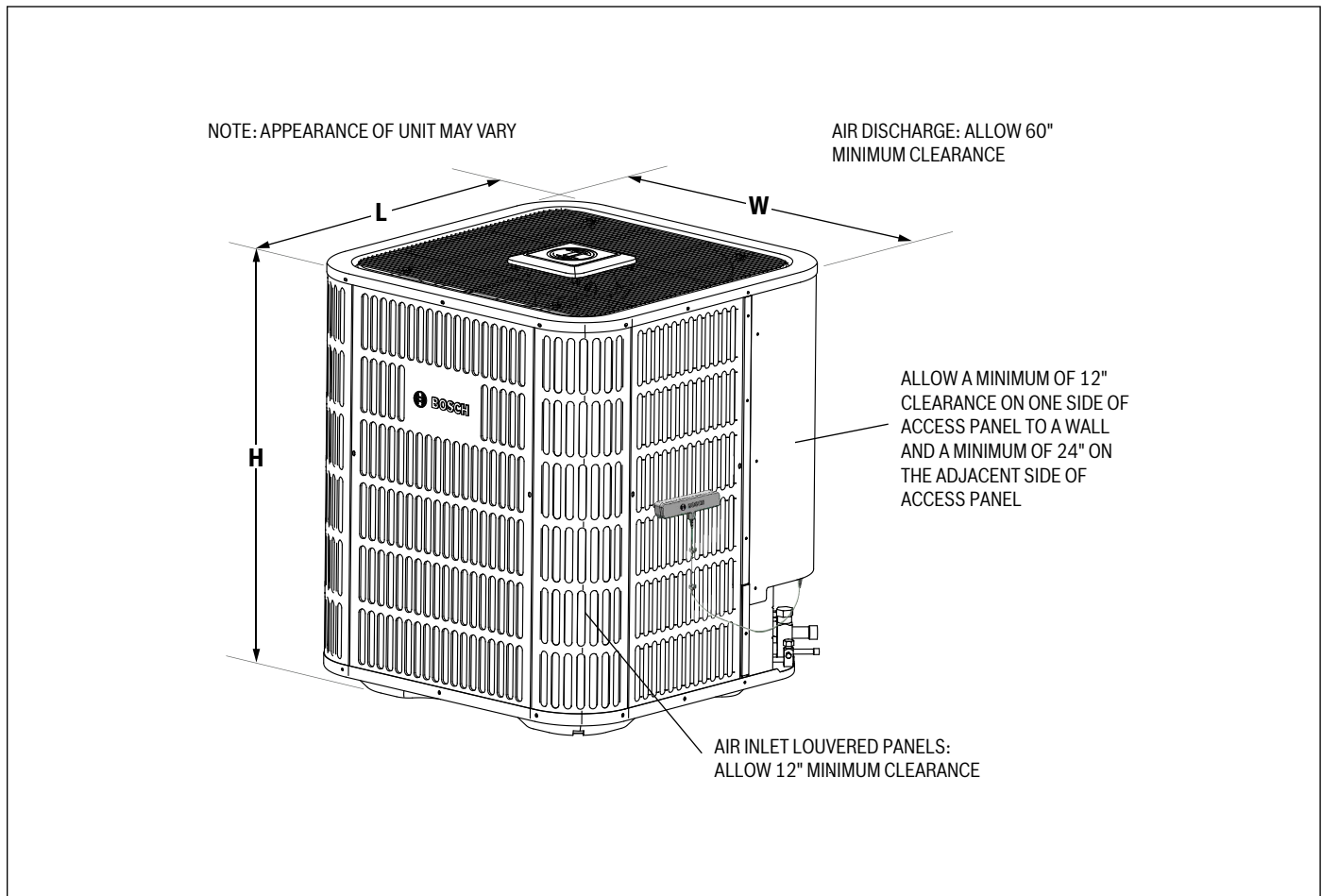


Figure 3

Model Size	Dimensions (Inches)		
	"H" in. [mm]	"W" in. [mm]	"L" in. [mm]
BOVB20-36	24-15/16 [633]	29-1/8 [740]	29-1/8 [740]
BOVB20-60	33-3/16 [843]	29-1/8 [740]	29-1/8 [740]

Table 18

NOTES:

**United States and Canada  
Bosch Thermotechnology Corp.  
65 Grove St.  
Watertown, MA 02472**

**Tel: 866-642-3198  
Fax: 954-776-5529  
[www.bosch-thermotechnology.us](http://www.bosch-thermotechnology.us)**

**BTC 761701318 D / 02.2023**

**Bosch Thermotechnology Corp. reserves the right  
to make changes without notice due to continuing  
engineering and technological advances.**